



*Oklahoma State Regents for Higher Education*

**ANNUAL  
FINANCIAL AID  
REPORT**  
(OCR B3)

2008 – 2009

March 11, 2010

# OKLAHOMA STATE REGENTS FOR HIGHER EDUCATION

William Stuart Price, Chairman  
Tulsa

Joseph L. Parker, Jr.  
Vice Chairman  
Tulsa

Ronald H. White  
Oklahoma City

Julie Carson  
Secretary  
Claremore

Michael C. Turpen  
Oklahoma City

Martin "Ike" Glass, Jr.  
Assistant Secretary  
Newkirk

John Massey  
Durant

Bill W. Burgess, Jr.  
Lawton

James D. "Jimmy" Harrel  
Leedey

---

Glen D. Johnson  
Chancellor

The Oklahoma State Regents for Higher Education in compliance with Titles VI and VII of the Civil Rights Act of 1964, Executive Order 11236 as amended, Title IX of the Education Amendments of 1972, Americans with Disabilities Act of 1990 and other federal laws do not discriminate on the basis of race, color, national origin, sex, age, religion, handicap or status as a veteran in any of its policies, practices, or procedures. This includes but is not limited to admissions, employment, financial aid, and educational services.

This publication, duplicated by the State Regents' central services, is issued by the Oklahoma State Regents for Higher Education as authorized by 70 O.S. 2001, Section 3206. Copies have been prepared and distributed internally. Copies have been deposited with the Publications Clearinghouse of the Oklahoma Department of Libraries.

Meeting of the  
**OKLAHOMA STATE REGENTS FOR HIGHER EDUCATION**  
March 11, 2010

**AGENDA ITEM:**

**Reports**

**SUBJECT:** Annual Student Financial Aid Survey for 2008-09

**RECOMMENDATION:**

**This item is for information purposes. The Annual Student Financial Aid Survey is presented for the State Regents' acceptance.**

**BACKGROUND:**

For 35 consecutive years, the Oklahoma State Regents for Higher Education have compiled an Annual Financial Aid Report (OCR B3) for state system institutions. This report is used to track the amounts and types of financial aid distributed in Oklahoma public higher education institutions. The information is also compiled according to race and gender. The data helps to provide trend information on the long-term changes in the financial aid environment of students attending Oklahoma public colleges and universities. Information concerning grants, scholarships, loans, and employment is collected in aggregate form directly from the institutions.

For the fifth year, most private/independent colleges also provided aggregate information on students at their institutions.

**POLICY ISSUES:**

The information provided by this report is used to help monitor the impact of financial aid on the policy goals of the State Regents to increase the number of students earning college degrees in Oklahoma.

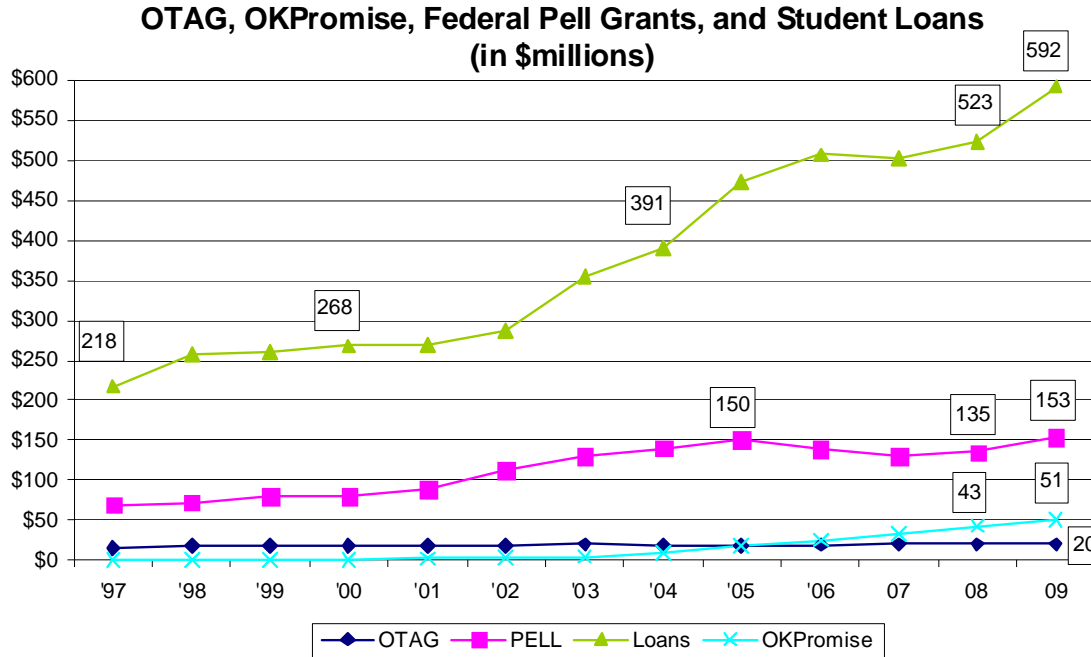
**ANALYSIS:**

Following are some highlights of the 2008-09 data:

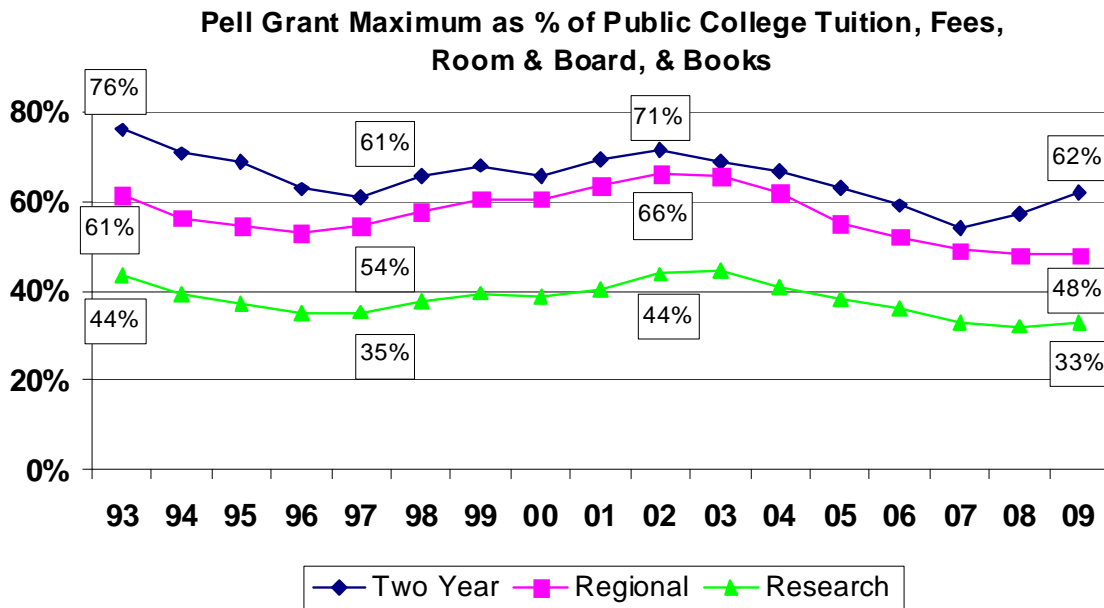
- In 2008-09, students attending Oklahoma public and independent (private) colleges and universities received financial aid totaling nearly \$1.5 billion, an increase of \$159 million or 12% compared to 2007-08. Students at state system institutions received nearly \$1.14 billion while students at the independent institutions received \$327 million. Over half of the total amount, some \$762 million or 52%, was in the form of loans.
- Over the past three years, the percentage of students receiving any form of financial aid in the state system increased from 63% in 2006-07 to 66% in 2007-08 to 68% in 2008-09.

**Trends for Students in the State System for Higher Education:**

- > The volume of student loan borrowing by state system students increased from by \$523 million in 2007-08 to \$592 million in 2008-09, an increase of 13%. The amount of federal Pell Grants awarded also increased by 13%.



- > The maximum Pell Grant in 2008-09 was \$4,731, up \$421 or 10% from \$4,310 in 2007-08. The increased amount was enough to continue the positive trend of covering a greater percentage of costs for students at two-year colleges.



**2008-09 Financial Aid for Students Attending State System Institutions:**

- About 143,000 students attending state system institutions received approximately \$1.1 billion dollars in student aid. Just over 68% of the 211,000 students attending state system institutions in 2008-09 received some form of financial aid.
- Over the past five years, the total amount of financial aid distributed to state system students increased by \$370 million, or 48%. The amount of student loans borrowed by state students increased 52% over those five years.

(amounts in \$ millions)

	<u>2003-04</u>	<u>2004-05</u>	<u>2005-06</u>	<u>2006-07</u>	<u>2007-08</u>	<u>2008-09</u>	<u>% Change</u>
Grants/scholarships	319	363	372	380	422	476	49%
Loans	391	472	507	502	523	593	52%
Employment	<u>60</u>	<u>60</u>	<u>61</u>	<u>59</u>	<u>66</u>	<u>71</u>	<u>18%</u>
Total	770	895	940	941	1,011	1,140	48%

Attachment A provides a more detailed summary of the 2008-09 financial aid.

- Student Loans:
  - More than half (52%, or \$592 million) of all financial aid dollars awarded were in loans. All other types of financial aid combined— scholarships, grants, and work-study— totaled \$546 million or 48%.
  - The percentage of all students taking out student loans has increased from 25% in 1998-99 to 33% in 2008-09.
  - Loans by Tier:

	<u>Total Loans in Millions</u>	<u>Total Borrowers</u>	<u>Average Loan Per Borrower</u>
Research Univ.	\$317*	23,641*	\$13,409*
Regional Univ.	\$181	25,799	\$7,016
Community Colleges	<u>\$94</u>	<u>21,124</u>	<u>\$4,450</u>
Total	\$592	70,564	\$12,175

\*Includes undergraduate, graduate, and professional degree students.

- Financial Aid by Tier:

	<u>Total Aid in Millions</u>	<u>% of Total Aid</u>	<u>% Students in Tier With Aid</u>	<u>% of Aid from Loans</u>	<u>% of Aid Recipients w/Loans</u>
Research Univ.	\$555	49%	88%	57%	52%
Regional Univ.	368	32%	79%	49%	56%
Community Colleges	<u>216</u>	<u>19%</u>	<u>51%</u>	<u>44%</u>	<u>41%</u>
Total	\$1,139	100%	68%	52%	49%

- Gender and ethnicity: Female and minority students account for a slightly greater proportion of student aid recipients than their proportion of total student enrollment.

	<u>% of Aid Recipients</u>	<u>% of Headcount Enr.</u>	<u>Difference</u>
Female	59.7%	56.7%	3.0%
Male	40.3%	43.3%	-3.0%
Black/Af. Amer.	10.7%	8.7%	2.0%
Amer. Indian	12.6%	10.3%	2.3%
Asian	3.0%	2.4%	0.6%
Hispanic	4.3%	4.0%	0.3%
White	69.4%	66.7%	2.7%
Other*	n/a	8.9%	-8.9%

\* Other category consists of Non-resident aliens, Multi-Racial, and Unknowns.

**2008-09 Financial Aid for Students Attending Independent/Private Institutions:** For the fifth year, independent colleges participating in the Oklahoma Tuition Equalization Grant (OTEG) program were also required to submit aggregate financial aid data. In 2008-09, students attending independent institutions received \$327 million in total financial aid, of which \$170 million or 52% was in the form of loans. A more detailed summary of the sources of financial aid is included in Attachment B.

**Combined 2008-09 Financial Aid for State System and Independent/Private Institutions:** A total of \$1.466 billion in financial aid was disbursed to students attending Oklahoma public and independent colleges in 2008-09. The table below shows the proportion of aid coming from each source for the two sectors.

	(Total Financial Aid in \$ Millions)			
	<u>Scholarships</u>	<u>Loans</u>	<u>Employment</u>	<u>Total</u>
State System	476	592	71	1,139
Independent/Private	<u>152</u>	<u>170</u>	<u>5</u>	<u>327</u>
TOTAL	628	762	76	1,466
	(% of Totals)			
State System	42%	52%	6%	100%
Independent/Private	<u>46%</u>	<u>52%</u>	<u>2%</u>	<u>100%</u>
TOTAL	43%	52%	5%	100%

A copy of the full report is available upon request as a supplement to the agenda.

Attachment A  
State System Institutions  
Overview of Financial Aid for 2008-09

In 2008- 2009, over 143,000 students attending state system institutions received approximately \$1.1 billion in the form of grants, scholarships, loans and student employment.

	\$ Amount	% Of Total	# Of Students
<b>Grants</b>			
Federal Pell Grants	\$152,866,409	13.4%	57,201
Federal SEOG	\$5,145,208	0.5%	8,519
Vocational Rehabilitation Grants (federal)	\$2,446,498	0.2%	830
State Grants (OTAG)	\$18,060,116	1.6%	25,081
Private Sources	\$854,328	0.1%	602
Institutional Grants	\$4,918,461	0.4%	3,829
Resident Tuition Waivers	\$54,675,935	4.8%	43,877
Nonresident Tuition Waivers	\$57,921,355	5.1%	14,137
Other Grants	\$37,179,427	3.3%	16,666
Subtotal Grants	<u>\$334,067,737</u>	29.3%	94,799 *
<b>Scholarships</b>			
State-Funded Scholarships (OHLAP, Acad. Schlrs)	\$58,552,226	5.1%	24,834
Other Scholarships	\$83,022,362	7.3%	53,029
Subtotal Scholarships	<u>\$141,574,588</u>	12.4%	46,537 *
<b>Loans</b>			
Federal Perkins Loan	\$5,669,760	0.5%	1,847
Other Federal Loans	\$555,790,744	48.8%	116,252
Institutional Loans	\$2,260,175	0.2%	644
Private Sources	\$25,384,845	2.2%	2,282
Other Loans (repayable by cash only)	\$3,389,971	0.3%	457
Other Loans (repayable by cash or service)	\$11,939	0.0%	46
Subtotal Loans	<u>\$592,507,434</u>	52.0%	70,564 *
<b>Student Employment</b>			
Federal Work Study	\$7,128,935	0.6%	5,798
Institutional Student Employment	\$63,698,297	5.6%	15,825
Subtotal Employment	<u>\$70,827,232</u>	6.2%	18,387 *
<b>Total Financial Assistance</b>	<b>\$1,138,976,991</b>	<b>100.0%</b>	<b>143,181 *</b>

\*The number of students in each category may include duplicated students that receive more than one type of financial aid. The subtotals are unduplicated for that category of aid. The total number of 143,181 is unduplicated for all sources of aid.

Source: OCR B3 Financial Aid Survey for 2008-2009  
Does not include Federal Hope and Lifetime Learning tax credits.

Attachment B  
Independent Institutions  
Overview of Financial Aid for 2008-09

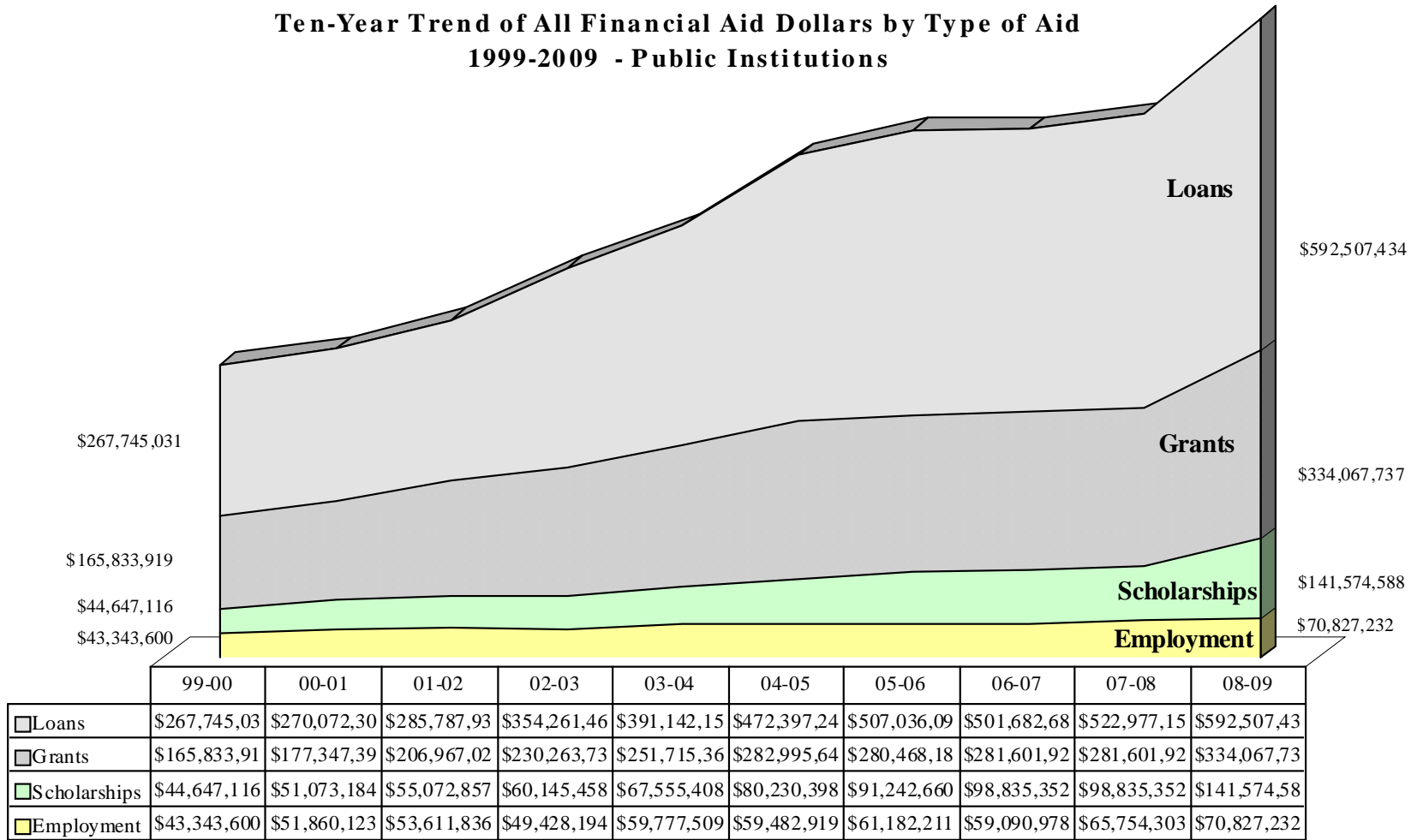
	\$ Amount	% Of Total
<b>Grants</b>		
Federal Pell Grant	\$16,347,238	5.0%
Federal SEOG	\$1,907,310	0.6%
Vocational Rehabilitation Grants (federal)	\$168,069	0.1%
State and Local Grants	\$5,249,135	1.6%
Private Sources	\$816,808	0.2%
Institutional Grants	\$9,450,732	2.9%
Resident Tuition Waivers	\$5,294,813	1.6%
Nonresident Tuition Waivers	\$0	0.0%
Other Grants	\$1,341,768	0.4%
Subtotal Grants	\$40,575,873	12.4%
<b>Scholarships</b>		
State-Funded Scholarships	\$4,562,476	1.4%
Other Scholarships	\$106,968,901	32.7%
Subtotal Scholarships	\$111,531,377	34.1%
<b>Loans</b>		
Federal Perkins Loan	\$7,244,520	2.2%
Other Federal Loans	\$147,163,173	44.9%
Institutional Loans	\$133,963	0.0%
Private Sources	\$14,883,987	4.5%
Other Loans	\$725,983	0.2%
Subtotal Loans	\$170,151,626	52.0%
<b>Student Employment</b>		
Federal Work-Study	\$4,192,820	1.3%
Institutional Student Employment	\$940,655	0.3%
All Other Work-Study	\$6,896	0.0%
Subtotal Employment	\$ 5,140,371	1.6%
<b>Total Financial Assistance</b>	<b>\$ 327,399,247</b>	<b>100.0%</b>

Source: OCR B3 Survey for 2008-09  
Does not include Federal Hope and Lifetime Learning tax credits.

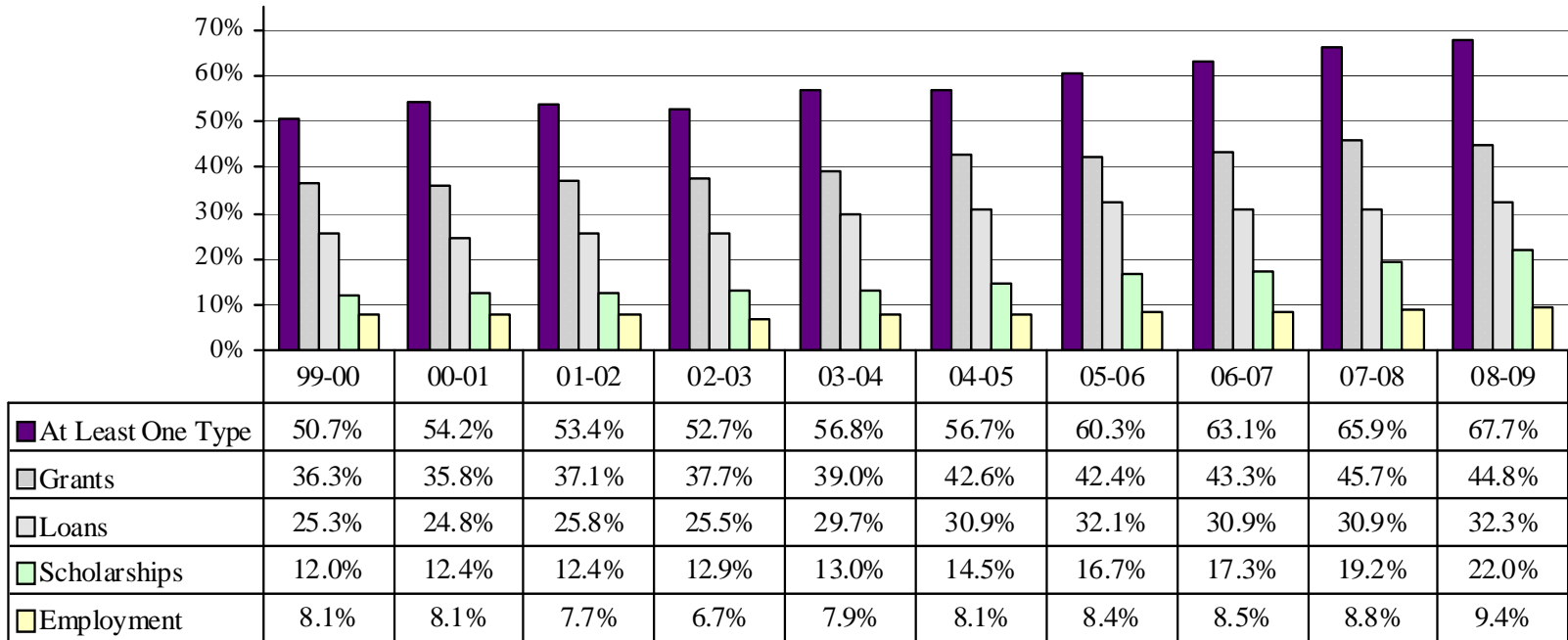
Dollar amounts include responses from Bacone College, Mid-America Christian University, Oklahoma Baptist University, Oklahoma Christian University, Oklahoma City University, Oral Roberts University, Oklahoma Wesleyan University, Southern Nazarene University, St. Gregory's University, Southwestern Christian University, University of Tulsa



**Ten-Year Trend of All Financial Aid Dollars by Type of Aid  
1999-2009 - Public Institutions**



## Ten-Year Trend of the Percentage of All Students Receiving Financial Aid at Public Institutions 1999 - 2009



**Aid Type Line Items By Tier**  
2008-2009

			STATE SYSTEM	RESEARCH	REGIONAL	COMMUNITY	INDEPENDENT (no unduplicated numbers)
<b>GRANTS</b>							
A.	Federal Pell Grant	No. of Awards	57,201	8,831	22,785	25,585	5,313
		Dollar Amount	152,866,409	\$27,941,419	\$61,076,581	\$63,848,409	\$16,347,238
B.	Federal SEOG	No. of Awards	8,519	1,353	2,668	4,498	2,765
		Dollar Amount	5,145,208	\$1,678,812	\$1,514,680	\$1,951,716	\$1,907,310
C.	Voc. Rehab. Grants	No. of Awards	830	122	590	118	31
		Dollar Amount	2,446,498	\$384,739	\$1,857,784	\$203,975	\$168,069
D.	State & Local Grants	No. of Awards	25,081	4,425	10,399	10,257	2,898
		Dollar Amount	18,060,116	\$3,869,996	\$7,363,051	\$6,827,069	\$5,249,135
E.	Private Sources	No. of Awards	602	1	249	352	416
		Dollar Amount	854,328	\$350	\$444,545	\$409,433	\$816,808
F.	Institutional Grants	No. of Awards	3,829	1055	2421	353	3,328
		Dollar Amount	4,918,461	\$1,709,213	\$2,394,132	\$815,116	\$9,450,732
G.	Resident Tuition Waivers	No. of Awards	43,877	17,298	14,319	12,260	319
		Dollar Amount	54,675,935	\$29,739,763	\$15,420,476	\$9,515,696	\$5,294,813
H.	Nonresident Tuition Waivers	No. of Awards	14,137	5,712	5,426	2,999	0
		Dollar Amount	57,921,355	\$29,343,399	\$22,529,865	\$6,048,091	\$0
J.	All Other Grants	No. of Awards	16,666	4,773	6,985	4,908	653
		Dollar Amount	37,179,427	\$13,266,963	\$13,841,661	\$10,070,803	\$1,341,768
I.	Total Number of Unduplicated Grant Recipients		94,799	26,675	30,755	37,369	7,936
J.	Dollar Amount - Grant Awards		\$334,067,737	\$107,934,654	\$126,442,774	\$99,690,308	\$40,575,873

**Aid Type Line Items By Tier (cont'd)**  
2008-2009

			STATE SYSTEM	RESEARCH	REGIONAL	COMMUNITY	INDEPENDENT (no unduplicated numbers)
<b>LOANS</b>							
<b>A. Repayable By Cash Only</b>							
1.	Federal Perkins Loan	No. of Awards	1,847	934	620	293	2,328
		Dollar Amount	5,669,760	\$3,521,652	\$1,486,556	\$661,552	\$7,244,520
2.	Other Federal Loans	No. of Awards	116,252	45,555	45,556	25,141	19,876
		Dollar Amount	555,790,744	\$285,197,062	\$177,421,987	\$93,171,695	\$147,163,173
3.	Institutional Loans	No. of Awards	644	537	107	0	36
		Dollar Amount	2,260,175	\$2,212,817	\$47,358	\$0	\$133,963
4.	Private Sources	No. of Awards	2,282	1,655	502	125	1,491
		Dollar Amount	25,384,845	\$22,805,121	\$2,155,804	\$423,920	\$14,857,487
5.	All Other Loans (Repayable-Cash Only)	No. of Awards	457	436	21	0	90
		Dollar Amount	3,389,971	\$3,281,959	\$108,012	\$0	\$725,983
<b>B. Repayable By Cash or Service</b>							
1.	Private Sources	No. of Awards	0	0	0	0	22
		Dollar Amount	0	\$0	\$0	\$0	\$26,500
2.	All Other Loans (Repayable by Cash or Service)	No. of Awards	46	0	46	0	0
		Dollar Amount	11,939	\$0	\$11,939	\$0	\$0
C.	Total Number of Unduplicated Loan Recipients		70,564	23,641	25,799	21,124	13,788
D.	Total Dollar Amount - Loan Awards		\$592,507,434	\$317,018,611	\$181,231,656	\$94,257,167	\$170,151,626

## Aid Type Line Items By Tier (cont'd)

2008-2009

			STATE SYSTEM	RESEARCH	REGIONAL	COMMUNITY	INDEPENDENT (no unduplicated numbers)
<b>SCHOLARSHIPS</b>							
A.	State of Oklahoma funded	No. of Awards Dollar Amount	24,834 58,552,226	7166 \$26,787,003	10,725 \$23,244,117	6,943 \$8,521,106	1,254 \$4,562,472
B.	All Other Scholarships	No. of Awards Dollar Amount	53,029 83,022,362	26,053 \$49,501,133	17,069 \$25,042,152	9,907 \$8,479,077	19,223 \$106,968,901
C.	Total Number of Unduplicated Scholarship Recipients		46,537	16,738	15,950	13,849	12,750
D.	Total Dollar Amount - Scholarship Awards		\$141,574,588	\$76,288,136	\$48,286,269	\$17,000,183	\$111,531,373
<b>STUDENT EMPLOYMENT</b>							
A.	Federal Work-Study	No. of Awards Dollar Amount	5,798 7,128,935	1,246 \$2,332,476	1,959 \$2,871,567	2,593 \$1,924,893	2,608 \$4,192,820
B.	Institutional Student Employment	No. of Awards Dollar Amount	15,825 63,698,297	9,897 \$51,214,931	4,673 \$9,628,907	1,255 \$2,854,459	718 \$940,655
C.	All Other Student Work-Study	No. of Awards Dollar Amount	0 0	0 \$0	0 \$0	0 \$0	5 \$6,896
D.	Total Number of Unduplicated Student Employment Recipients		18,387	10,189	5,130	3,068	3,006
E.	TOTAL Dollar Amount - Student Employment Awards		\$70,827,232	\$53,547,407	\$12,500,474	\$4,779,352	\$5,140,371

<b>TOTAL - ALL AID TYPES</b>			STATE SYSTEM	RESEARCH	REGIONAL	COMMUNITY	INDEPENDENT (no unduplicated numbers)
Total Dollar Amount - Financial Aid Awards			\$1,138,976,991	\$554,788,808	\$368,461,174	\$215,727,009	\$327,399,244
Total Number of Unduplicated Financial Aid Recipients			143,181	45,260	45,771	52,150	18,884

**Aggregate Financial Aid Data- All State System Institutions**

**Financial Assistance to Students in Higher Education**

**27000 B3 2008-2009**

**Page 1 of 5 Pages**

NAME OF INSTITUTION: \_\_\_\_\_

TYPE OF FINANCIAL ASSISTANCE	Line No.	RACE/ETHNIC IDENTIFICATION AND GENDER											TOTAL				
		BLACK (not of Hispanic origin)		AMERICAN INDIAN OR ALASKAN NATIVE		ASIAN OR PACIFIC ISLANDER		HISPANIC		WHITE (not of Hispanic origin)		E+G+I+K+M	F+H+J+L+N	O+P			
		E Male	F Female	G Male	H Female	I Male	J Female	K Male	L Female	M Male	N Female	O Male	P Female	Male and Female			
<b>I. GRANTS</b>																	
A. Federal Pell Grant	No. of Awards	1	3,324	6,205	2,871	5,444	684	962	978	1,840	12,288	22,605	20,145	37,056	57,201		
	Dollar Amount	2	9,700,824	16,394,909	8,179,710	15,202,069	1,933,748	2,625,901	2,703,683	4,685,766	32,457,776	58,982,022	\$54,975,741	\$97,890,667	\$152,866,409		
B. Federal SEOG	No. of Awards	3	374	1,023	336	841	103	157	114	299	1,481	3,791	2,408	6,111	8,519		
	Dollar Amount	4	258,350	602,371	261,823	519,687	75,161	104,429	76,468	151,395	1,009,625	2,085,900	\$1,681,427	\$3,463,781	\$5,145,208		
C. Voc. Rehab. Grants	No. of Awards	5	36	45	56	66	5	4	16	9	285	308	398	432	830		
	Dollar Amount	6	80,316	91,419	177,725	194,586	20,000	21,937	54,946	28,022	882,349	895,198	\$1,215,336	\$1,231,162	\$2,446,498		
D. State & Local Grants	No. of Awards	7	1,146	2,867	1,326	2,579	320	483	341	796	4,895	10,328	8,028	17,053	25,081		
	Dollar Amount	8	793,072	1,941,806	1,010,658	1,910,066	241,034	360,973	239,792	545,694	3,575,763	7,441,258	\$5,860,319	\$12,199,797	\$18,060,116		
E. Private Sources	No. of Awards	9	7	12	30	74	5	5	3	12	156	298	201	401	602		
	Dollar Amount	10	6,975	20,810	68,627	105,260	4,529	3,150	2,214	17,156	222,520	403,087	\$304,865	\$549,463	\$854,328		
F. Institutional Grants	No. of Awards	11	162	115	129	162	36	77	63	105	1,199	1,781	1589	2240	3829		
	Dollar Amount	12	397,320	159,842	166,077	177,932	56,159	99,493	96,902	93,466	1,645,207	2,026,063	\$2,361,665	\$2,556,796	\$4,918,461		
G. Resident Tuition Waivers	No. of Awards	13	1,112	1,760	1,754	2,613	707	930	642	1,090	14,120	19,149	18,335	25,542	43,877		
	Dollar Amount	14	1,392,899	1,915,518	2,281,783	3,186,270	940,589	1,112,767	879,638	1,316,763	18,713,177	22,936,532	\$24,208,086	\$30,467,850	\$54,675,935		
H. Nonresident Tuition Waviers	No. of Awards	15	1,335	777	307	425	310	283	527	461	4,678	5,034	7,157	6,980	14,137		
	Dollar Amount	16	4,951,158	2,744,642	1,239,094	1,590,326	1,278,676	1,148,338	1,747,119	1,716,531	20,416,538	21,088,933	\$29,632,585	\$28,288,769	\$57,921,355		
J. All Other Grants	No. of Awards	17	536	788	2,626	4,063	165	223	256	338	3,500	4,171	7,083	9,583	16,666		
	Dollar Amount	18	1,173,310	1,207,081	6,582,149	9,186,574	403,238	399,244	657,073	450,454	9,767,081	7,353,222	\$18,582,852	\$18,596,576	\$37,179,427		
* Edit-check for sum of awards			8032	13592	9435	16267	2335	3124	2940	4950	42602	67465	65344	105398	170742		
I. TOTAL No. of UNDUPLICATED Recipients		19	3,680	5,735	5,161	8,631	1,324	1,629	1,718	2,468	25,809	38,644	37692	57107	94,799		
J. TOTAL Dollar Amount (sum of lines 2,4,6,8,10,12,14,16,18)		20	\$18,754,224	\$25,078,398	\$19,967,645	\$32,072,769	\$4,953,135	\$5,876,232	\$6,457,835	\$9,005,247	\$88,690,037	\$123,212,215	\$111,520,648	\$170,081,279	\$334,067,737		

\* THIS LINE IS SUM OF NO. OF AWARDS (sum of lines 1,3,5,7,9,11,13,15,17). COMPARE WITH UNDUPLICATED RECIPIENTS (line 19). UNDUPLICATED RECIPIENTS SHOULD BE LESS THAN THE SUM OF THE NUMBERS REPORTED IN EACH LINE FOR "NO. OF AWARDS." EACH INDIVIDUAL WHO RECEIVED AT LEAST ONE GRANT SHOULD BE COUNTED ONLY ONCE IN THE TOTAL NUMBER OF UNDUPLICATED RECIPIENTS (line 19).

NAME OF INSTITUTION: \_\_\_\_\_

TYPE OF FINANCIAL ASSISTANCE	Line No.	RACE/ETHNIC IDENTIFICATION AND GENDER											TOTAL		
		BLACK (not of Hispanic origin)		AMERICAN INDIAN OR ALASKAN NATIVE		ASIAN OR PACIFIC ISLANDER		HISPANIC		WHITE (not of Hispanic origin)		E+G+I+K+M	F+H+J+L+N	O+P	
		E Male	F Female	G Male	H Female	I Male	J Female	K Male	L Female	M Male	N Female	O Male	P Female	Male and Female	
<b>II. LOANS</b>															
<b>A. Repayable By Cash Only</b>															
1. Federal Perkins Loan	No. of Awards	21	84	182	100	130	22	30	31	40	526	702	763	1,084	1,847
	Dollar Amount	22	209,776	479,540	267,028	373,219	70,759	106,055	96,815	115,886	1,718,813	2,231,869	\$2,363,191	\$3,306,569	\$5,669,760
2. Other Federal Loans	No. of Awards	23	5,347	9,800	4,844	8,060	1,232	1,691	1,773	2,710	31,830	48,965	45,026	71,226	116,252
	Dollar Amount	24	23,331,665	40,691,048	21,308,530	35,678,816	6,809,155	8,781,078	7,729,769	11,170,416	165,360,639	234,929,629	\$224,539,757	\$331,250,987	\$555,790,744
3. Institutional Loans	No. of Awards	25	32	60	14	32	4	7	10	24	207	254	267	377	644
	Dollar Amount	26	93,282	195,512	44,918	100,546	19,000	25,337	31,605	83,465	752,873	913,637	\$941,678	\$1,318,497	\$2,260,175
4. Private Sources	No. of Awards	27	69	96	46	93	46	72	50	76	701	1,033	912	1,370	2,282
	Dollar Amount	28	485,369	1,049,141	409,794	995,993	831,569	1,359,894	413,192	1,071,479	6,282,022	12,486,392	\$8,421,946	\$16,962,899	\$25,384,845
5. All Other Loans (Repayable-Cash Only)	No. of Awards	29	11	14	18	16	2	3	12	5	190	186	233	224	457
	Dollar Amount	30	99,922	97,703	106,673	93,802	15,000	15,000	94,040	40,350	1,555,593	1,271,888	\$1,871,228	\$1,518,743	\$3,389,971
<b>B. Repayable By Cash or Service</b>															
1. Private Sources	No. of Awards	31	0	0	0	0	0	0	0	0	0	0	0	0	0
	Dollar Amount	32	0	0	0	0	0	0	0	0	0	0	\$0	\$0	\$0
2. All Other Loans (Repayable by Cash or Service)	No. of Awards	33	0	3	3	11	0	0	0	3	6	20	9	37	46
	Dollar Amount	34	0	1,400	600	3,200	0	0	0	479	1,660	4,600	\$2,260	\$9,679	\$11,939
* Edit-check for sum of awards			5543	10155	5025	8342	1306	1803	1876	2858	33460	51160	47210	74318	121528
C. TOTAL No. of UNDUPLICATED Recipients		35	3,388	5,861	3,178	5,341	724	953	1,054	1,598	18,986	29,481	27,330	43,234	70,564
D. TOTAL Dollar Amount(sum of lines 22,24,26,28,30,32,34)		36	\$24,220,014	\$42,514,344	\$22,137,543	\$37,245,576	\$7,745,483	\$10,287,364	\$8,365,421	\$12,482,075	\$175,671,599	\$251,838,015	\$238,140,060	\$354,367,374	\$592,507,434

\* THIS LINE IS SUM OF NO. OF AWARDS (sum of lines 21,23,25,27,29,31,33). COMPARE WITH UNDUPLICATED RECIPIENTS (line 35). UNDUPLICATED RECIPIENTS SHOULD BE LESS THAN THE SUM OF THE NUMBERS REPORTED IN EACH LINE FOR "NO. OF AWARDS." EACH INDIVIDUAL WHO RECEIVED AT LEAST ONE LOAN SHOULD BE COUNTED ONLY ONCE IN THE TOTAL NUMBER OF UNDUPLICATED RECIPIENTS (line 35).



NAME OF INSTITUTION: \_\_\_\_\_

TYPE OF FINANCIAL ASSISTANCE	Line No.	RACE/ETHNIC IDENTIFICATION AND GENDER											TOTAL					
		BLACK (not of Hispanic origin)		AMERICAN INDIAN OR ALASKAN NATIVE		ASIAN OR PACIFIC ISLANDER		HISPANIC		WHITE (not of Hispanic origin)		E+G+I+K+M	F+H+J+L+N	O+P				
		E Male	F Female	G Male	H Female	I Male	J Female	K Male	L Female	M Male	N Female	O Male	P Female	Male and Female				
<b>III. SCHOLARSHIPS</b>																		
A. State of Oklahoma funded	No. of Awards	37	682	1,650	1,203	1,951	430	543	427	835	7,094	10,019	9836	14998	24834			
	Dollar Amount	38	1,443,886	3,465,696	2,996,915	4,438,026	1,056,644	1,273,930	879,364	1,586,964	18,137,295	23,273,506	\$24,514,103	\$34,038,123	\$58,552,226			
B. All Other Scholarships	No. of Awards	39	2,714	2,445	2,794	3,802	761	965	1,050	1,306	17,015	20,177	24,334	28,695	53,029			
	Dollar Amount	40	6,380,129	4,222,463	4,720,775	5,894,635	1,254,458	1,447,968	1,556,974	1,812,915	27,131,158	28,600,887	\$41,043,494	\$41,978,869	\$83,022,362			
* Edit-check for sum of awards			3,396	4,095	3,997	5,753	1,191	1,508	1,477	2,141	24,109	30,196	34,170	43,693	77,863			
C. TOTAL No. of UNDUPLICATED Recipients		41	1,619	2,214	2,452	3,707	716	872	853	1,309	14,556	18,239	20196	26341	46537			
D. TOTAL Dollar Amount (sum of lines 38,40)		42	\$7,824,015	\$7,688,160	\$7,717,690	\$10,332,661	\$2,311,101	\$2,721,898	\$2,436,337	\$3,399,880	\$45,268,453	\$51,874,393	\$45,124,286	\$76,016,991	\$141,574,588			
<b>IV. STUDENT EMPLOYMENT</b>																		
A. Federal Work-Study	No. of Awards	43	305	774	261	406	53	93	95	209	1,310	2,292	2,024	3,774	5,798			
	Dollar Amount	44	373,196	849,176	270,830	518,199	95,423	127,035	104,764	240,959	1,682,279	2,867,074	\$2,526,492	\$4,602,444	\$7,128,935			
B. Institutional Student Employment	No. of Awards	45	562	752	662	747	354	323	276	288	5,809	6,052	7,663	8,162	15,825			
	Dollar Amount	46	1,690,035	2,129,389	2,254,922	2,258,825	1,880,739	1,543,329	1,177,020	1,182,473	26,106,079	23,475,488	\$33,108,794	\$30,589,503	\$63,698,297			
C. All Other Student Work-Study	No. of Awards	47	0	0	0	0	0	0	0	0	0	0	0	0	0			
	Dollar Amount	48	0	0	0	0	0	0	0	0	0	0	\$0	\$0	\$0			
** Edit-check for sum of awards			867	1526	923	1153	407	416	371	497	7119	8344	9687	11936	21623			
D. TOTAL No. of UNDUPLICATED Recipients		49	668	991	823	1,004	365	337	318	388	6,314	7,179	8,488	9,899	18,387			
E. TOTAL Dollar Amount (sum of lines 44,46,48)		50	\$2,063,230	\$2,978,565	\$2,525,753	\$2,777,024	\$1,976,162	\$1,670,364	\$1,281,783	\$1,423,432	\$27,788,358	\$26,342,562	\$35,635,286	\$35,191,947	\$70,827,232			

\* THIS LINE IS SUM OF NO. OF AWARDS (sum of lines 37,39). COMPARE WITH UNDUPLICATED RECIPIENTS (line 41). UNDUPLICATED RECIPIENTS SHOULD BE LESS THAN THE SUM OF THE NUMBERS REPORTED IN EACH LINE FOR "NO. OF AWARDS." EACH INDIVIDUAL WHO RECEIVED AT LEAST ONE SCHOLARSHIP SHOULD BE COUNTED ONLY ONCE IN THE TOTAL NUMBER OF UNDUPLICATED RECIPIENTS (line 41).

\*\* THIS LINE IS SUM OF NO. OF AWARDS (sum of lines 43,45,47). COMPARE WITH UNDUPLICATED RECIPIENTS (line 49). UNDUPLICATED RECIPIENTS SHOULD BE LESS THAN THE SUM OF THE NUMBERS REPORTED IN EACH LINE FOR "NO. OF AWARDS." EACH INDIVIDUAL WHO RECEIVED AT LEAST ONE STUDENT EMPLOYMENT AWARD SHOULD BE COUNTED ONLY ONCE IN THE TOTAL NUMBER OF UNDUPLICATED RECIPIENTS (line 49).

NAME OF INSTITUTION: \_\_\_\_\_

TYPE OF FINANCIAL ASSISTANCE	Line No.	RACE/ETHNIC IDENTIFICATION AND GENDER										TOTAL		
		BLACK (not of Hispanic origin)		AMERICAN INDIAN OR ALASKAN NATIVE		ASIAN OR PACIFIC ISLANDER		HISPANIC		WHITE (not of Hispanic origin)		E+G+H+K+M	F+H+J+L+N	O+P
		E Male	F Female	G Male	H Female	I Male	J Female	K Male	L Female	M Male	N Female	O Male	P Female	Male and Female
A. TOTAL Number of Awards & Loans*	51	17,838	29,368	19,380	31,515	5,239	6,851	6,664	10,446	107,290	157,165	156,411	235,345	391,756
B. TOTAL Dollar Amount (sum of lines 20+36+42+50)	52	\$52,861,483	\$78,259,467	\$52,348,630	\$82,428,030	\$16,985,881	\$20,555,858	\$18,541,377	\$26,310,633	\$337,418,447	\$453,267,185	\$430,420,279	\$635,657,591	\$1,138,976,991
C. TOTAL No. of UNDUPLICATED Recipients**	53	5,230	8,757	6,930	11,335	1,974	2,396	2,539	3,723	40,989	59,308	57,662	85,519	143,181

\* THIS LINE IS THE SUM OF NO. OF AWARDS (line 51) (line 51 = sum of lines 1,3,5,7,9,11,13,15,17,21,23,25,27,29,31,33,37,39,43,45,47). COMPARE WITH UNDUPLICATED RECIPIENTS (line 53).

\*\* UNDUPLICATED RECIPIENTS SHOULD BE EQUAL TO OR GREATER THAN ANY VALUE ENTERED IN LINE 19, 35, 41, OR 49.  
 UNDUPLICATED RECIPIENTS SHOULD NOT BE A SUM OF NUMBER OF AWARDS & LOANS (reported in line 51), NOR A SUM OF UNDUPLICATED NUMBERS REPORTED FOR EACH TYPE OF AID (lines 19, 35, 41, and 49). EACH INDIVIDUAL FINANCIAL AID RECIPIENT SHOULD BE COUNTED ONLY ONCE IN THIS TOTAL (line 53).

**NAME OF INSTITUTION** \_\_\_\_\_ **Res-Pub**

**Financial Assistance to Students in Higher Education**

**27000 B3 2008-2009**

**Page 1 of 5 Pages**

NAME OF INSTITUTION: \_\_\_\_\_

TYPE OF FINANCIAL ASSISTANCE		Line No.	RACE/ETHNIC IDENTIFICATION AND GENDER										TOTAL				
			BLACK (not of Hispanic origin)		AMERICAN INDIAN OR ALASKAN NATIVE		ASIAN OR PACIFIC ISLANDER		HISPANIC		WHITE (not of Hispanic origin)		E+G+I+K+M	F+H+J+L+N	O+P		
			E Male	F Female	G Male	H Female	I Male	J Female	K Male	L Female	M Male	N Female	O Male	P Female	Male and Female		
<b>I. GRANTS</b>																	
A. Federal Pell Grant	No. of Awards	1	421	572	457	533	238	239	200	220	2,898	3,053		4,214		4,617	8,831
	Dollar Amount	2	1,449,119	1,969,480	1,462,737	1,609,555	825,112	830,963	648,895	699,766	9,101,181	9,344,611		\$13,487,044		\$14,454,375	\$27,941,419
B. Federal SEOG	No. of Awards	3	62	133	67	85	47	58	26	37	374	464		576		777	1,353
	Dollar Amount	4	79,050	177,427	84,015	99,880	53,550	64,800	35,281	47,250	469,267	568,292		\$721,163		\$957,649	\$1,678,812
C. Voc. Rehab. Grants	No. of Awards	5	6	7	10	3	1	0	1	0	53	41		71		51	122
	Dollar Amount	6	19,253	5,951	24,848	3,993	5,671	0	8,649	0	220,179	96,195		\$278,600		\$106,139	\$384,739
D. State & Local Grants	No. of Awards	7	184	328	253	276	137	149	80	108	1,370	1,540		2,024		2,401	4,425
	Dollar Amount	8	156,000	283,500	212,500	228,500	116,500	135,500	66,500	91,000	1,150,173	1,429,823		\$1,701,673		\$2,168,323	\$3,869,996
E. Private Sources	No. of Awards	9	0	0	0	0	0	0	0	0	1	0		1		0	1
	Dollar Amount	10	0	0	0	0	0	0	0	0	350	0		\$350		\$0	\$350
F. Institutional Grants	No. of Awards	11	24	42	60	62	4	10	13	18	397	425		498		557	1055
	Dollar Amount	12	41,006	58,567	89,918	75,966	5,020	18,143	21,331	27,977	692,570	678,715		\$849,845		\$859,368	\$1,709,213
G. Resident Tuition Waivers	No. of Awards	13	271	497	615	821	408	435	253	347	6,251	7,400		7,798		9,500	17,298
	Dollar Amount	14	490,773	763,666	973,572	1,257,920	676,804	686,952	504,462	658,907	11,310,238	12,416,469		\$13,955,849		\$15,783,914	\$29,739,763
H. Nonresident Tuition Waviers	No. of Awards	15	180	174	85	122	84	81	90	121	2,221	2,554		2,660		3,052	5,712
	Dollar Amount	16	1,182,644	768,663	328,258	442,406	600,699	490,182	471,110	673,121	11,798,234	12,588,082		\$14,380,945		\$14,962,454	\$29,343,399
J. All Other Grants	No. of Awards	17	108	173	825	1,016	77	95	74	78	1,226	1,101		2,310		2,463	4,773
	Dollar Amount	18	309,026	336,836	2,553,895	2,993,849	181,165	157,156	240,627	174,020	4,094,285	2,226,104		\$7,378,998		\$5,887,965	\$13,266,963
* Edit-check for sum of awards			1256	1926	2372	2918	996	1067	737	929	14791	16578		20152		23418	43570
I. TOTAL No. of UNDUPLICATED Recipients		19	671	923	1,255	1,549	552	532	425	523	9,445	10,800		12348		14327	26,675
J. TOTAL Dollar Amount (sum of lines 2,4,6,8,10,12,14,16,18)		20	\$3,726,871	\$4,364,090	\$5,729,743	\$6,712,069	\$2,464,521	\$2,383,696	\$1,996,855	\$2,372,041	\$38,836,477	\$39,348,291		\$52,754,467		\$55,180,187	\$107,934,654

\* THIS LINE IS SUM OF NO. OF AWARDS (sum of lines 1,3,5,7,9,11,13,15,17). COMPARE WITH UNDUPLICATED RECIPIENTS (line 19). UNDUPLICATED RECIPIENTS SHOULD BE LESS THAN THE SUM OF THE NUMBERS REPORTED IN EACH LINE FOR "NO. OF AWARDS." EACH INDIVIDUAL WHO RECEIVED AT LEAST ONE GRANT SHOULD BE COUNTED ONLY ONCE IN THE TOTAL NUMBER OF UNDUPLICATED RECIPIENTS (line 19).

NAME OF INSTITUTION: \_\_\_\_\_

TYPE OF FINANCIAL ASSISTANCE	Line No.	RACE/ETHNIC IDENTIFICATION AND GENDER										TOTAL			
		BLACK (not of Hispanic origin)		AMERICAN INDIAN OR ALASKAN NATIVE		ASIAN OR PACIFIC ISLANDER		HISPANIC		WHITE (not of Hispanic origin)		E+G+I+K+M	F+H+J+L+N	O+P	
		E Male	F Female	G Male	H Female	I Male	J Female	K Male	L Female	M Male	N Female	O Male	P Female	Male and Female	
<b>II. LOANS</b>															
<b>A. Repayable By Cash Only</b>															
1. Federal Perkins Loan	No. of Awards	21	27	75	24	41	14	23	17	21	325	367	407	527	934
	Dollar Amount	22	99,446	257,586	79,983	138,608	51,600	90,073	72,000	70,102	1,269,891	1,392,363	\$1,572,920	\$1,948,732	\$3,521,652
2. Other Federal Loans	No. of Awards	23	1,351	2,231	1,628	2,275	761	874	801	937	15,706	18,991	20,247	25,308	45,555
	Dollar Amount	24	6,682,257	11,477,194	8,401,719	12,497,906	5,135,833	5,953,547	4,541,661	5,322,481	103,922,614	121,261,850	\$128,684,084	\$156,512,978	\$285,197,062
3. Institutional Loans	No. of Awards	25	23	46	12	24	4	6	8	21	181	212	228	309	537
	Dollar Amount	26	89,500	189,054	44,632	97,624	19,000	24,993	30,792	82,630	741,449	893,143	\$925,373	\$1,287,444	\$2,212,817
4. Private Sources	No. of Awards	27	33	65	32	66	37	64	31	54	489	784	622	1,033	1,655
	Dollar Amount	28	334,485	904,913	343,732	883,471	791,126	1,326,836	315,584	976,783	5,419,336	11,508,855	\$7,204,263	\$15,600,858	\$22,805,121
5. All Other Loans (Repayable-Cash Only)	No. of Awards	29	11	13	17	14	2	3	12	5	185	174	227	209	436
	Dollar Amount	30	99,922	89,703	101,943	80,302	15,000	15,000	94,040	40,350	1,535,344	1,210,355	\$1,846,249	\$1,435,710	\$3,281,959
<b>B. Repayable By Cash or Service</b>															
1. Private Sources	No. of Awards	31	0	0	0	0	0	0	0	0	0	0	0	0	0
	Dollar Amount	32	0	0	0	0	0	0	0	0	0	0	\$0	\$0	\$0
2. All Other Loans (Repayable by Cash or Service)	No. of Awards	33	0	0	0	0	0	0	0	0	0	0	0	0	0
	Dollar Amount	34	0	0	0	0	0	0	0	0	0	0	\$0	\$0	\$0
* Edit-check for sum of awards			1445	2430	1713	2420	818	970	869	1038	16886	20528	21731	27386	49117
<b>C. TOTAL No. of UNDUPLICATED Recipients</b>		35	675	1,085	900	1,197	427	448	423	503	8,303	9,680	10,728	12,913	23,641
<b>D. TOTAL Dollar Amount(sum of lines 22,24,26,28,30,32,34)</b>		36	\$7,305,610	\$12,918,450	\$8,972,009	\$13,697,911	\$6,012,559	\$7,410,449	\$5,054,077	\$6,492,346	\$112,888,634	\$136,266,566	\$140,232,889	\$176,785,722	\$317,018,611

\* THIS LINE IS SUM OF NO. OF AWARDS (sum of lines 21,23,25,27,29,31,33). COMPARE WITH UNDUPLICATED RECIPIENTS (line 35). UNDUPLICATED RECIPIENTS SHOULD BE LESS THAN THE SUM OF THE NUMBERS REPORTED IN EACH LINE FOR "NO. OF AWARDS." EACH INDIVIDUAL WHO RECEIVED AT LEAST ONE LOAN SHOULD BE COUNTED ONLY ONCE IN THE TOTAL NUMBER OF UNDUPLICATED RECIPIENTS (line 35).

NAME OF INSTITUTION: \_\_\_\_\_

TYPE OF FINANCIAL ASSISTANCE		Line No.	RACE/ETHNIC IDENTIFICATION AND GENDER										TOTAL				
			BLACK (not of Hispanic origin)		AMERICAN INDIAN OR ALASKAN NATIVE		ASIAN OR PACIFIC ISLANDER		HISPANIC		WHITE (not of Hispanic origin)		E+G+I+K+M	F+H+J+L+N	O+P		
			E	F	G	H	I	J	K	L	M	N	O	P	Male and Female		
<b>III. SCHOLARSHIPS</b>																	
A. State of Oklahoma funded	No. of Awards	37	143	265	331	384	199	216	98	144	2,637	2,749	3408	3758	7166		
	Dollar Amount	38	513,679	944,431	1,183,217	1,387,508	741,435	792,653	363,469	484,916	9,990,246	10,385,449	\$12,792,046	\$13,994,957	\$26,787,003		
B. All Other Scholarships	No. of Awards	39	1,187	1,025	1,157	1,178	438	574	429	520	9,102	10,443	12,313	13,740	26,053		
	Dollar Amount	40	3,977,482	2,353,961	2,501,849	2,555,180	890,062	1,040,097	943,070	1,043,084	17,220,943	16,975,405	\$25,533,406	\$23,967,727	\$49,501,133		
* Edit-check for sum of awards			1,330	1,290	1,488	1,562	637	790	527	664	11,739	13,192	15,721	17,498	33,219		
C. TOTAL No. of UNDUPLICATED Recipients		41	503	609	682	789	367	417	274	336	5,993	6,768	7819	8919	16738		
D. TOTAL Dollar Amount(sum of lines 38,40)		42	\$4,491,161	\$3,298,392	\$3,685,066	\$3,942,688	\$1,631,497	\$1,832,750	\$1,306,539	\$1,528,000	\$27,211,189	\$27,360,854	\$38,325,452	\$37,962,684	\$76,288,136		
<b>IV. STUDENT EMPLOYMENT</b>																	
A. Federal Work-Study	No. of Awards	43	53	145	56	81	29	43	35	82	314	408	487	759	1,246		
	Dollar Amount	44	99,887	318,571	43,596	117,149	63,074	66,070	43,814	86,627	649,018	844,670	\$899,389	\$1,433,087	\$2,332,476		
B. Institutional Student Employment	No. of Awards	45	260	378	338	311	229	187	166	176	4,076	3,776	5,069	4,828	9,897		
	Dollar Amount	46	1,153,224	1,386,162	1,451,487	1,242,068	1,655,637	1,247,723	961,282	956,721	22,408,875	18,751,752	\$27,630,505	\$23,584,426	\$51,214,931		
C. All Other Student Work-Study	No. of Awards	47	0	0	0	0	0	0	0	0	0	0	0	0	0		
	Dollar Amount	48	0	0	0	0	0	0	0	0	0	0	\$0	\$0	\$0		
** Edit-check for sum of awards			313	523	394	392	258	230	201	258	4390	4184	5556	5587	11143		
D. TOTAL No. of UNDUPLICATED Recipients		49	270	398	352	336	236	191	173	190	4,149	3,894	5,180	5,009	10,189		
E. TOTAL Dollar Amount (sum of lines 44,46,48)		50	\$1,253,111	\$1,704,733	\$1,495,083	\$1,359,217	\$1,718,711	\$1,313,793	\$1,005,096	\$1,043,348	\$23,057,893	\$19,596,422	\$28,529,894	\$25,017,513	\$53,547,407		

\* THIS LINE IS SUM OF NO. OF AWARDS (sum of lines 37,39). COMPARE WITH UNDUPLICATED RECIPIENTS (line 41). UNDUPLICATED RECIPIENTS SHOULD BE LESS THAN THE SUM OF THE NUMBERS REPORTED IN EACH LINE FOR "NO. OF AWARDS." EACH INDIVIDUAL WHO RECEIVED AT LEAST ONE SCHOLARSHIP SHOULD BE COUNTED ONLY ONCE IN THE TOTAL NUMBER OF UNDUPLICATED RECIPIENTS (line 41).

\*\* THIS LINE IS SUM OF NO. OF AWARDS (sum of lines 43,45,47). COMPARE WITH UNDUPLICATED RECIPIENTS (line 49). UNDUPLICATED RECIPIENTS SHOULD BE LESS THAN THE SUM OF THE NUMBERS REPORTED IN EACH LINE FOR "NO. OF AWARDS." EACH INDIVIDUAL WHO RECEIVED AT LEAST ONE STUDENT EMPLOYMENT AWARD SHOULD BE COUNTED ONLY ONCE IN THE TOTAL NUMBER OF UNDUPLICATED RECIPIENTS (line 49).

NAME OF INSTITUTION: \_\_\_\_\_

TYPE OF FINANCIAL ASSISTANCE	Line No.	RACE/ETHNIC IDENTIFICATION AND GENDER											TOTAL		
		BLACK (not of Hispanic origin)		AMERICAN INDIAN OR ALASKAN NATIVE		ASIAN OR PACIFIC ISLANDER		HISPANIC		WHITE (not of Hispanic origin)		E+G+I+K+M	F+H+J+L+N	O+P	
		E Male	F Female	G Male	H Female	I Male	J Female	K Male	L Female	M Male	N Female	O Male	P Female	Male and Female	
A. TOTAL Number of Awards & Loans*	51	4,344	6,169	5,967	7,292	2,709	3,057	2,334	2,889	47,806	54,482	63,160	73,889	137,049	
B. TOTAL Dollar Amount (sum of lines 20+36+42+50)	52	\$16,776,753	\$22,285,665	\$19,881,901	\$25,711,885	\$11,827,288	\$12,940,688	\$9,362,567	\$11,435,735	\$201,994,193	\$222,572,133	\$259,842,702	\$294,946,106	\$554,788,808	
C. TOTAL No. of UNDUPLICATED Recipients**	53	1,163	1,633	1,717	2,119	958	958	729	871	16,504	18,608	21,071	24,189	45,260	

\* THIS LINE IS THE SUM OF NO. OF AWARDS (line 51) (line 51 = sum of lines 1,3,5,7,9,11,13,15,17,21,23,25,27,29,31,33,37,39,43,45,47). COMPARE WITH UNDUPLICATED RECIPIENTS (line 53).

\*\* UNDUPLICATED RECIPIENTS SHOULD BE EQUAL TO OR GREATER THAN ANY VALUE ENTERED IN LINE 19, 35, 41, OR 49.  
 UNDUPLICATED RECIPIENTS SHOULD NOT BE A SUM OF NUMBER OF AWARDS & LOANS (reported in line 51), NOR A SUM OF UNDUPLICATED NUMBERS REPORTED FOR EACH TYPE OF AID (lines 19, 35, 41, and 49). EACH INDIVIDUAL FINANCIAL AID RECIPIENT SHOULD BE COUNTED ONLY ONCE IN THIS TOTAL (line 53).

**NAME OF INSTITUTION** \_\_\_\_\_ **Reg-Pub**

**Financial Assistance to Students in Higher Education**

**27000 B3 2008-2009**

**Page 1 of 5 Pages**



NAME OF INSTITUTION: \_\_\_\_\_

TYPE OF FINANCIAL ASSISTANCE	Line No.	RACE/ETHNIC IDENTIFICATION AND GENDER											TOTAL					
		BLACK (not of Hispanic origin)		AMERICAN INDIAN OR ALASKAN NATIVE		ASIAN OR PACIFIC ISLANDER		HISPANIC		WHITE (not of Hispanic origin)		E+G+I+K+M	F+H+J+L+N	O+P				
		E Male	F Female	G Male	H Female	I Male	J Female	K Male	L Female	M Male	N Female	O Male	P Female	Male and Female				
<b>I. GRANTS</b>																		
A. Federal Pell Grant	No. of Awards	1	1,781	2,652	1,255	2,286	228	390	339	710	4,698	8,446	8,301	14,484	22,785			
	Dollar Amount	2	5,368,559	7,412,026	3,609,966	6,762,044	525,942	936,525	894,378	1,834,457	11,769,544	21,963,141	\$22,168,388	\$38,908,193	\$61,076,581			
B. Federal SEOG	No. of Awards	3	163	342	107	277	14	37	32	88	446	1,162	762	1,906	2,668			
	Dollar Amount	4	109,467	206,022	76,945	184,816	7,953	17,851	18,187	46,538	231,877	615,024	\$444,429	\$1,070,251	\$1,514,680			
C. Voc. Rehab. Grants	No. of Awards	5	27	31	38	54	4	3	12	9	196	216	277	313	590			
	Dollar Amount	6	55,395	72,610	135,830	171,374	14,329	19,100	32,022	28,022	605,869	723,233	\$843,445	\$1,014,339	\$1,857,784			
D. State & Local Grants	No. of Awards	7	597	1,310	596	1,184	99	200	117	337	1,933	4,026	3,342	7,057	10,399			
	Dollar Amount	8	402,000	905,500	460,139	909,079	65,000	128,000	81,274	231,961	1,333,741	2,846,357	\$2,342,154	\$5,020,897	\$7,363,051			
E. Private Sources	No. of Awards	9	1	2	20	57	0	1	0	7	45	116	66	183	249			
	Dollar Amount	10	500	8,408	59,472	82,066	0	500	0	14,155	67,209	212,235	\$127,181	\$317,364	\$444,545			
F. Institutional Grants	No. of Awards	11	112	65	56	79	26	61	41	84	678	1,219	913	1508	2421			
	Dollar Amount	12	247,962	72,691	59,140	64,429	20,257	51,684	46,066	58,486	734,017	1,039,400	\$1,107,442	\$1,286,690	\$2,394,132			
G. Resident Tuition Waivers	No. of Awards	13	476	640	674	1,117	132	240	149	388	4,008	6,495	5,439	8,880	14,319			
	Dollar Amount	14	607,096	651,812	876,235	1,375,064	144,430	232,039	161,301	348,608	4,473,163	6,550,728	\$6,262,225	\$9,158,251	\$15,420,476			
H. Nonresident Tuition Waviers	No. of Awards	15	737	431	182	252	145	123	225	214	1,460	1,657	2,749	2,677	5,426			
	Dollar Amount	16	3,181,560	1,700,605	790,238	1,038,478	545,870	501,063	874,811	807,118	6,187,919	6,902,203	\$11,580,398	\$10,949,467	\$22,529,865			
J. All Other Grants	No. of Awards	17	285	366	1,060	1,724	56	89	85	158	1,293	1,869	2,779	4,206	6,985			
	Dollar Amount	18	448,200	499,766	2,649,671	4,081,301	119,225	164,431	118,568	164,374	2,431,090	3,165,036	\$5,766,754	\$8,074,907	\$13,841,661			
* Edit-check for sum of awards			4179	5839	3988	7030	704	1144	1000	1995	14757	25206	24628	41214	65842			
I. TOTAL No. of UNDUPLICATED Recipients		19	1,343	1,600	2,137	3,582	379	523	513	828	7,476	12,374	11848	18907	30,755			
J. TOTAL Dollar Amount (sum of lines 2,4,6,8,10,12,14,16,18)		20	\$10,420,739	\$11,529,440	\$8,717,635	\$14,668,651	\$1,443,006	\$2,051,193	\$2,226,607	\$3,533,719	\$27,834,429	\$44,017,357	\$50,642,415	\$75,800,359	\$126,442,774			

\* THIS LINE IS SUM OF NO. OF AWARDS (sum of lines 1,3,5,7,9,11,13,15,17). COMPARE WITH UNDUPLICATED RECIPIENTS (line 19). UNDUPLICATED RECIPIENTS SHOULD BE LESS THAN THE SUM OF THE NUMBERS REPORTED IN EACH LINE FOR "NO. OF AWARDS." EACH INDIVIDUAL WHO RECEIVED AT LEAST ONE GRANT SHOULD BE COUNTED ONLY ONCE IN THE TOTAL NUMBER OF UNDUPLICATED RECIPIENTS (line 19).

NAME OF INSTITUTION: \_\_\_\_\_

TYPE OF FINANCIAL ASSISTANCE	Line No.	RACE/ETHNIC IDENTIFICATION AND GENDER											TOTAL			
		BLACK (not of Hispanic origin)		AMERICAN INDIAN OR ALASKAN NATIVE		ASIAN OR PACIFIC ISLANDER		HISPANIC		WHITE (not of Hispanic origin)		E+G+I+K+M O Male	F+H+J+L+N P Female	O+P Male and Female		
		E Male	F Female	G Male	H Female	I Male	J Female	K Male	L Female	M Male	N Female					
<b>II. LOANS</b>																
<b>A. Repayable By Cash Only</b>																
1. Federal Perkins Loan	No. of Awards	21	43	96	30	68	4	5	6	16	94	258	177	443	620	
	Dollar Amount	22	83,179	194,954	92,755	194,361	7,363	9,982	7,815	37,784	202,971	655,392	\$394,083	\$1,092,473	\$1,486,556	
2. Other Federal Loans	No. of Awards	23	2,935	4,864	2,236	3,797	331	571	625	1,177	10,358	18,662	16,485	29,071	45,556	
	Dollar Amount	24	13,206,275	20,164,921	9,318,069	15,964,696	1,149,069	1,956,056	2,001,765	3,616,123	40,232,529	69,812,484	\$65,907,708	\$111,514,279	\$177,421,987	
3. Institutional Loans	No. of Awards	25	9	14	2	8	0	1	2	3	26	42	39	68	107	
	Dollar Amount	26	3,782	6,458	286	2,922	0	344	813	835	11,424	20,494	\$16,305	\$31,053	\$47,358	
4. Private Sources	No. of Awards	27	34	24	13	25	8	7	14	20	165	192	234	268	502	
	Dollar Amount	28	138,784	104,728	59,062	102,677	36,443	30,558	79,608	86,696	711,082	806,166	\$1,024,979	\$1,130,825	\$2,155,804	
5. All Other Loans (Repayable-Cash Only)	No. of Awards	29	0	1	1	2	0	0	0	0	5	12	6	15	21	
	Dollar Amount	30	0	8,000	4,730	13,500	0	0	0	0	20,249	61,533	\$24,979	\$83,033	\$108,012	
<b>B. Repayable By Cash or Service</b>																
1. Private Sources	No. of Awards	31	0	0	0	0	0	0	0	0	0	0	0	0	0	
	Dollar Amount	32	0	0	0	0	0	0	0	0	0	0	\$0	\$0	\$0	
2. All Other Loans (Repayable by Cash or Service)	No. of Awards	33	0	3	3	11	0	0	0	3	6	20	9	37	46	
	Dollar Amount	34	0	1,400	600	3,200	0	0	0	479	1,660	4,600	\$2,260	\$9,679	\$11,939	
* Edit-check for sum of awards			3021	5002	2285	3911	343	584	647	1219	10654	19186	16950	29902	46852	
C. TOTAL No. of UNDUPLICATED Recipients			35	1,821	2,655	1,432	2,484	171	294	329	573	5,706	10,334	9,459	16,340	25,799
D. TOTAL Dollar Amount(sum of lines 22,24,26,28,30,32,34)			36	\$13,432,020	\$20,480,461	\$9,475,502	\$16,281,356	\$1,192,875	\$1,996,940	\$2,090,001	\$3,741,917	\$41,179,915	\$71,360,669	\$67,370,314	\$113,861,342	\$181,231,656

\* THIS LINE IS SUM OF NO. OF AWARDS (sum of lines 21,23,25,27,29,31,33). COMPARE WITH UNDUPLICATED RECIPIENTS (line 35). UNDUPLICATED RECIPIENTS SHOULD BE LESS THAN THE SUM OF THE NUMBERS REPORTED IN EACH LINE FOR "NO. OF AWARDS." EACH INDIVIDUAL WHO RECEIVED AT LEAST ONE LOAN SHOULD BE COUNTED ONLY ONCE IN THE TOTAL NUMBER OF UNDUPLICATED RECIPIENTS (line 35).

TYPE OF FINANCIAL ASSISTANCE	Line No.	RACE/ETHNIC IDENTIFICATION AND GENDER										TOTAL			
		BLACK (not of Hispanic origin)		AMERICAN INDIAN OR ALASKAN NATIVE		ASIAN OR PACIFIC ISLANDER		HISPANIC		WHITE (not of Hispanic origin)		E+G+I+K+M	F+H+J+L+N	O+P	
		E Male	F Female	G Male	H Female	I Male	J Female	K Male	L Female	M Male	N Female	O Male	P Female	Male and Female	
<b>III. SCHOLARSHIPS</b>															
A. State of Oklahoma funded	No. of Awards	37	361	900	554	955	126	199	178	417	2,691	4,344	3910	6815	10725
	Dollar Amount	38	730,829	2,019,146	1,348,035	2,250,659	218,489	358,045	346,030	780,259	5,824,964	9,367,660	\$8,468,347	\$14,775,770	\$23,244,117
B. All Other Scholarships	No. of Awards	39	1,101	860	951	1,524	152	184	369	444	5,302	6,182	7,875	9,194	17,069
	Dollar Amount	40	1,828,693	1,396,916	1,316,530	2,215,515	239,210	278,701	443,623	554,437	7,698,603	9,069,924	\$11,526,659	\$13,515,493	\$25,042,152
* Edit-check for sum of awards			1,462	1,760	1,505	2,479	278	383	547	861	7,993	10,526	11,785	16,009	27,794
C. TOTAL No. of UNDUPLICATED Recipients		41	641	735	1,010	1,615	162	221	279	487	4,509	6,291	6601	9349	15950
D. TOTAL Dollar Amount(sum of lines 38,40)		42	\$2,559,523	\$3,416,062	\$2,664,565	\$4,466,174	\$457,699	\$636,746	\$789,653	\$1,334,696	\$13,523,567	\$18,437,584	\$19,995,006	\$28,291,263	\$48,286,269
<b>IV. STUDENT EMPLOYMENT</b>															
A. Federal Work-Study	No. of Awards	43	156	263	82	139	14	30	26	66	415	768	693	1,266	1,959
	Dollar Amount	44	202,392	338,646	117,392	241,290	26,159	35,607	32,958	88,863	621,698	1,166,562	\$1,000,599	\$1,870,968	\$2,871,567
B. Institutional Student Employment	No. of Awards	45	245	302	252	360	101	112	76	93	1,356	1,776	2,030	2,643	4,673
	Dollar Amount	46	416,153	519,116	656,685	875,666	190,879	228,251	137,043	176,843	2,825,117	3,603,154	\$4,225,877	\$5,403,030	\$9,628,907
C. All Other Student Work-Study	No. of Awards	47	0	0	0	0	0	0	0	0	0	0	0	0	0
	Dollar Amount	48	0	0	0	0	0	0	0	0	0	0	\$0	\$0	\$0
** Edit-check for sum of awards			401	565	334	499	115	142	102	159	1771	2544	2723	3909	6632
D. TOTAL No. of UNDUPLICATED Recipients		49	263	281	292	434	96	105	86	121	1,414	2,038	2,151	2,979	5,130
E. TOTAL Dollar Amount (sum of lines 44,46,48)		50	\$618,545	\$857,762	\$774,077	\$1,116,956	\$217,038	\$263,858	\$170,001	\$265,706	\$3,446,815	\$4,769,716	\$5,226,476	\$7,273,998	\$12,500,474

\* THIS LINE IS SUM OF NO. OF AWARDS (sum of lines 37,39). COMPARE WITH UNDUPLICATED RECIPIENTS (line 41). UNDUPLICATED RECIPIENTS SHOULD BE LESS THAN THE SUM OF THE NUMBERS REPORTED IN EACH LINE FOR "NO. OF AWARDS." EACH INDIVIDUAL WHO RECEIVED AT LEAST ONE SCHOLARSHIP SHOULD BE COUNTED ONLY ONCE IN THE TOTAL NUMBER OF UNDUPLICATED RECIPIENTS (line 41).

\*\* THIS LINE IS SUM OF NO. OF AWARDS (sum of lines 43,45,47). COMPARE WITH UNDUPLICATED RECIPIENTS (line 49). UNDUPLICATED RECIPIENTS SHOULD BE LESS THAN THE SUM OF THE NUMBERS REPORTED IN EACH LINE FOR "NO. OF AWARDS." EACH INDIVIDUAL WHO RECEIVED AT LEAST ONE STUDENT EMPLOYMENT AWARD SHOULD BE COUNTED ONLY ONCE IN THE TOTAL NUMBER OF UNDUPLICATED RECIPIENTS (line 49).

NAME OF INSTITUTION: \_\_\_\_\_

TYPE OF FINANCIAL ASSISTANCE	Line No.	RACE/ETHNIC IDENTIFICATION AND GENDER										TOTAL		
		BLACK (not of Hispanic origin)		AMERICAN INDIAN OR ALASKAN NATIVE		ASIAN OR PACIFIC ISLANDER		HISPANIC		WHITE (not of Hispanic origin)		E+G+H+K+M	F+H+J+L+N	O+P
		E Male	F Female	G Male	H Female	I Male	J Female	K Male	L Female	M Male	N Female	O Male	P Female	Male and Female
A. TOTAL Number of Awards & Loans*	51	9,063	13,166	8,112	13,919	1,440	2,253	2,296	4,234	35,175	57,462	56,086	91,034	147,120
B. TOTAL Dollar Amount (sum of lines 20+36+42+50)	52	\$27,030,827	\$36,283,725	\$21,631,779	\$36,533,137	\$3,310,618	\$4,948,736	\$5,276,262	\$8,876,038	\$85,984,726	\$138,585,326	\$143,234,211	\$225,226,962	\$368,461,174
C. TOTAL No. of UNDUPLICATED Recipients**	53	1,942	2,720	2,832	4,697	490	695	745	1,214	11,802	18,634	17,811	27,960	45,771

\* THIS LINE IS THE SUM OF NO. OF AWARDS (line 51) (line 51 = sum of lines 1,3,5,7,9,11,13,15,17,21,23,25,27,29,31,33,37,39,43,45,47). COMPARE WITH UNDUPLICATED RECIPIENTS (line 53).

\*\* UNDUPLICATED RECIPIENTS SHOULD BE EQUAL TO OR GREATER THAN ANY VALUE ENTERED IN LINE 19, 35, 41, OR 49.  
 UNDUPLICATED RECIPIENTS SHOULD NOT BE A SUM OF NUMBER OF AWARDS & LOANS (reported in line 51), NOR A SUM OF UNDUPLICATED NUMBERS REPORTED FOR EACH TYPE OF AID (lines 19, 35, 41, and 49). EACH INDIVIDUAL FINANCIAL AID RECIPIENT SHOULD BE COUNTED ONLY ONCE IN THIS TOTAL (line 53).

**NAME OF INSTITUTION** \_\_\_\_\_ **Two-Year Pub**

**Financial Assistance to Students in Higher Education**  
**27000 B3 2008 - 2009**

**Page 1 of 5 Pages**

NAME OF INSTITUTION: \_\_\_\_\_

TYPE OF FINANCIAL ASSISTANCE	Line No.	RACE/ETHNIC IDENTIFICATION AND GENDER										TOTAL			
		BLACK (not of Hispanic origin)		AMERICAN INDIAN OR ALASKAN NATIVE		ASIAN OR PACIFIC ISLANDER		HISPANIC		WHITE (not of Hispanic origin)		E+G+I+K+M	F+H+J+L+N	O+P	
		E Male	F Female	G Male	H Female	I Male	J Female	K Male	L Female	M Male	N Female	O Male	P Female	Male and Female	
<b>I. GRANTS</b>															
A. Federal Pell Grant	No. of Awards	1	1,122	2,981	1,159	2,625	218	333	439	910	4,692	11,106	7,630	17,955	25,585
	Dollar Amount	2	2,883,146	7,013,403	3,107,007	6,830,470	582,694	858,413	1,160,411	2,151,543	11,587,052	27,674,270	\$19,320,310	\$44,528,099	\$63,848,409
B. Federal SEOG	No. of Awards	3	149	548	162	479	42	62	56	174	661	2,165	1,070	3,428	4,498
	Dollar Amount	4	69,833	218,922	100,863	234,991	13,658	21,778	23,000	57,607	308,481	902,584	\$515,835	\$1,435,881	\$1,951,716
C. Voc. Rehab. Grants	No. of Awards	5	3	7	8	9	0	1	3	0	36	51	50	68	118
	Dollar Amount	6	5,668	12,858	17,047	19,219	0	2,837	14,275	0	56,301	75,770	\$93,291	\$110,684	\$203,975
D. State & Local Grants	No. of Awards	7	365	1,229	477	1,119	84	134	144	351	1,592	4,762	2,662	7,595	10,257
	Dollar Amount	8	235,072	752,806	338,019	772,487	59,534	97,473	92,018	222,733	1,091,849	3,165,078	\$1,816,492	\$5,010,577	\$6,827,069
E. Private Sources	No. of Awards	9	6	10	10	17	5	4	3	5	110	182	134	218	352
	Dollar Amount	10	6,475	12,402	9,155	23,194	4,529	2,650	2,214	3,001	154,961	190,852	\$177,334	\$232,099	\$409,433
F. Institutional Grants	No. of Awards	11	26	8	13	21	6	6	9	3	124	137	178	175	353
	Dollar Amount	12	108,352	28,584	17,019	37,537	30,882	29,666	29,505	7,003	218,620	307,948	\$404,378	\$410,738	\$815,116
G. Resident Tuition Waivers	No. of Awards	13	365	623	465	675	167	255	240	355	3,861	5,254	5,098	7,162	12,260
	Dollar Amount	14	295,030	500,039	431,976	553,286	119,355	193,776	213,875	309,248	2,929,776	3,969,335	\$3,990,012	\$5,525,684	\$9,515,696
H. Nonresident Tuition Wavers	No. of Awards	15	418	172	40	51	81	79	212	126	997	823	1,748	1,251	2,999
	Dollar Amount	16	586,954	275,374	120,598	109,442	132,107	157,093	401,198	236,292	2,430,385	1,598,648	\$3,671,242	\$2,376,848	\$6,048,091
J. All Other Grants	No. of Awards	17	143	249	741	1,323	32	39	97	102	981	1,201	1,994	2,914	4,908
	Dollar Amount	18	416,084	370,479	1,378,583	2,111,424	102,848	77,658	297,878	112,060	3,241,706	1,962,082	\$5,437,100	\$4,633,704	\$10,070,803
* Edit-check for sum of awards			2597	5827	3075	6319	635	913	1203	2026	13054	25681	20564	40766	61330
I. TOTAL No. of UNDUPLICATED Recipients		19	1,666	3,212	1,769	3,500	393	574	780	1,117	8,888	15,470	13,496	23,873	37,369
J. TOTAL Dollar Amount (sum of lines 2,4,6,8,10,12,14,16,18)		20	\$4,606,614	\$9,184,868	\$5,520,267	\$10,692,049	\$1,045,608	\$1,441,344	\$2,234,374	\$3,099,487	\$22,019,132	\$39,846,567	\$35,425,994	\$64,264,315	\$99,690,308

\* THIS LINE IS SUM OF NO. OF AWARDS (sum of lines 1,3,5,7,9,11,13,15,17). COMPARE WITH UNDUPLICATED RECIPIENTS (line 19). UNDUPLICATED RECIPIENTS SHOULD BE LESS THAN THE SUM OF THE NUMBERS REPORTED IN EACH LINE FOR "NO. OF AWARDS." EACH INDIVIDUAL WHO RECEIVED AT LEAST ONE GRANT SHOULD BE COUNTED ONLY ONCE IN THE TOTAL NUMBER OF UNDUPLICATED RECIPIENTS (line 19).

NAME OF INSTITUTION: \_\_\_\_\_

TYPE OF FINANCIAL ASSISTANCE	Line No.	RACE/ETHNIC IDENTIFICATION AND GENDER										TOTAL			
		BLACK (not of Hispanic origin)		AMERICAN INDIAN OR ALASKAN NATIVE		ASIAN OR PACIFIC ISLANDER		HISPANIC		WHITE (not of Hispanic origin)		E+G+I+K+M	F+H+J+L+N	O+P	
		E Male	F Female	G Male	H Female	I Male	J Female	K Male	L Female	M Male	N Female	O Male	P Female	Male and Female	
<b>II. LOANS</b>															
<b>A. Repayable By Cash Only</b>															
1. Federal Perkins Loan	No. of Awards	21	14	11	46	21	4	2	8	3	107	77	179	114	293
	Dollar Amount	22	27,151	27,000	94,290	40,250	11,796	6,000	17,000	8,000	245,951	184,114	\$396,188	\$265,364	\$661,552
2. Other Federal Loans	No. of Awards	23	1,061	2,705	980	1,988	140	246	347	596	5,766	11,312	8,294	16,847	25,141
	Dollar Amount	24	3,443,132	9,048,933	3,588,742	7,216,214	524,253	871,476	1,186,343	2,231,811	21,205,495	43,855,295	\$29,947,965	\$63,223,730	\$93,171,695
3. Institutional Loans	No. of Awards	25	0	0	0	0	0	0	0	0	0	0	0	0	0
	Dollar Amount	26	0	0	0	0	0	0	0	0	0	0	\$0	\$0	\$0
4. Private Sources	No. of Awards	27	2	7	1	2	1	1	5	2	47	57	56	69	125
	Dollar Amount	28	12,100	39,500	7,000	9,845	4,000	2,500	18,000	8,000	151,604	171,371	\$192,704	\$231,216	\$423,920
5. All Other Loans (Repayable-Cash Only)	No. of Awards	29	0	0	0	0	0	0	0	0	0	0	0	0	0
	Dollar Amount	30	0	0	0	0	0	0	0	0	0	0	\$0	\$0	\$0
<b>B. Repayable By Cash or Service</b>															
1. Private Sources	No. of Awards	31	0	0	0	0	0	0	0	0	0	0	0	0	0
	Dollar Amount	32	0	0	0	0	0	0	0	0	0	0	\$0	\$0	\$0
2. All Other Loans (Repayable by Cash or Service)	No. of Awards	33	0	0	0	0	0	0	0	0	0	0	0	0	0
	Dollar Amount	34	0	0	0	0	0	0	0	0	0	0	\$0	\$0	\$0
* Edit-check for sum of awards			1077	2723	1027	2011	145	249	360	601	5920	11446	8529	17030	25559
C. TOTAL No. of UNDUPLICATED Recipients		35	892	2,121	846	1,660	126	211	302	522	4,977	9,467	7,143	13,981	21,124
D. TOTAL Dollar Amount(sum of lines 22,24,26,28,30,32,34)		36	\$3,482,383	\$9,115,433	\$3,690,032	\$7,266,309	\$540,049	\$879,976	\$1,221,343	\$2,247,811	\$21,603,050	\$44,210,780	\$30,536,857	\$63,720,310	\$94,257,167

\* THIS LINE IS SUM OF NO. OF AWARDS (sum of lines 21,23,25,27,29,31,33). COMPARE WITH UNDUPLICATED RECIPIENTS (line 35). UNDUPLICATED RECIPIENTS SHOULD BE LESS THAN THE SUM OF THE NUMBERS REPORTED IN EACH LINE FOR "NO. OF AWARDS." EACH INDIVIDUAL WHO RECEIVED AT LEAST ONE LOAN SHOULD BE COUNTED ONLY ONCE IN THE TOTAL NUMBER OF UNDUPLICATED RECIPIENTS (line 35).

NAME OF INSTITUTION: \_\_\_\_\_

TYPE OF FINANCIAL ASSISTANCE	Line No.	RACE/ETHNIC IDENTIFICATION AND GENDER										TOTAL			
		BLACK (not of Hispanic origin)		AMERICAN INDIAN OR ALASKAN NATIVE		ASIAN OR PACIFIC ISLANDER		HISPANIC		WHITE (not of Hispanic origin)		E+G+I+K+M	F+H+J+L+N	O+P	
		E Male	F Female	G Male	H Female	I Male	J Female	K Male	L Female	M Male	N Female	O Male	P Female	Male and Female	
<b>III. SCHOLARSHIPS</b>															
A. State of Oklahoma funded	No. of Awards	37	178	485	318	612	105	128	151	274	1,766	2,926	2518	4425	6943
	Dollar Amount	38	199,378	502,119	465,663	799,859	96,720	123,232	169,865	321,789	2,322,085	3,520,397	\$3,253,710	\$5,267,396	\$8,521,106
B. All Other Scholarships	No. of Awards	39	426	560	686	1,100	171	207	252	342	2,611	3,552	4,146	5,761	9,907
	Dollar Amount	40	573,954	471,586	902,396	1,123,940	125,186	129,170	170,281	215,394	2,211,612	2,555,558	\$3,983,428	\$4,495,648	\$8,479,077
* Edit-check for sum of awards			604	1,045	1,004	1,712	276	335	403	616	4,377	6,478	6,664	10,186	16,850
C. TOTAL No. of UNDUPLICATED Recipients		41	475	870	760	1,303	187	234	300	486	4,054	5,180	5776	8073	13849
D. TOTAL Dollar Amount(sum of lines 38,40)		42	\$773,331	\$973,705	\$1,368,059	\$1,923,799	\$221,905	\$252,402	\$340,145	\$537,184	\$4,533,697	\$6,075,955	\$7,237,138	\$9,763,045	\$17,000,183
<b>IV. STUDENT EMPLOYMENT</b>															
A. Federal Work-Study	No. of Awards	43	96	366	123	186	10	20	34	61	581	1,116	844	1,749	2,593
	Dollar Amount	44	70,917	191,959	109,842	159,760	6,190	25,358	27,992	65,469	411,563	855,842	\$626,504	\$1,298,389	\$1,924,893
B. Institutional Student Employment	No. of Awards	45	57	72	72	76	24	24	34	19	377	500	564	691	1,255
	Dollar Amount	46	120,658	224,111	146,750	141,091	34,223	67,355	78,695	48,909	872,087	1,120,582	\$1,252,412	\$1,602,047	\$2,854,459
C. All Other Student Work-Study	No. of Awards	47	0	0	0	0	0	0	0	0	0	0	0	0	0
	Dollar Amount	48	0	0	0	0	0	0	0	0	0	0	\$0	\$0	\$0
** Edit-check for sum of awards			153	438	195	262	34	44	68	80	958	1616	1408	2440	3848
D. TOTAL No. of UNDUPLICATED Recipients		49	135	312	179	234	33	41	59	77	751	1,247	1,157	1,911	3,068
E. TOTAL Dollar Amount (sum of lines 44,46,48)		50	\$191,575	\$416,070	\$256,593	\$300,851	\$40,413	\$92,713	\$106,686	\$114,378	\$1,283,650	\$1,976,424	\$1,878,916	\$2,900,436	\$4,779,352

\* THIS LINE IS SUM OF NO. OF AWARDS (sum of lines 37,39). COMPARE WITH UNDUPLICATED RECIPIENTS (line 41). UNDUPLICATED RECIPIENTS SHOULD BE LESS THAN THE SUM OF THE NUMBERS REPORTED IN EACH LINE FOR "NO. OF AWARDS." EACH INDIVIDUAL WHO RECEIVED AT LEAST ONE SCHOLARSHIP SHOULD BE COUNTED ONLY ONCE IN THE TOTAL NUMBER OF UNDUPLICATED RECIPIENTS (line 41).

\*\* THIS LINE IS SUM OF NO. OF AWARDS (sum of lines 43,45,47). COMPARE WITH UNDUPLICATED RECIPIENTS (line 49). UNDUPLICATED RECIPIENTS SHOULD BE LESS THAN THE SUM OF THE NUMBERS REPORTED IN EACH LINE FOR "NO. OF AWARDS." EACH INDIVIDUAL WHO RECEIVED AT LEAST ONE STUDENT EMPLOYMENT AWARD SHOULD BE COUNTED ONLY ONCE IN THE TOTAL NUMBER OF UNDUPLICATED RECIPIENTS (line 49).



NAME OF INSTITUTION: \_\_\_\_\_

TYPE OF FINANCIAL ASSISTANCE	Line No.	RACE/ETHNIC IDENTIFICATION AND GENDER										TOTAL		
		BLACK (not of Hispanic origin)		AMERICAN INDIAN OR ALASKAN NATIVE		ASIAN OR PACIFIC ISLANDER		HISPANIC		WHITE (not of Hispanic origin)		E+G+I+K+M	F+H+J+L+N	O+P
		E Male	F Female	G Male	H Female	I Male	J Female	K Male	L Female	M Male	N Female	O Male	P Female	Male and Female
A. TOTAL Number of Awards & Loans*	51	4,431	10,033	5,301	10,304	1,090	1,541	2,034	3,323	24,309	45,221	37,165	70,422	107,587
B. TOTAL Dollar Amount (sum of lines 20+36+42+50)	52	\$9,053,903	\$19,690,077	\$10,834,950	\$20,183,008	\$1,847,974	\$2,666,434	\$3,902,548	\$5,998,860	\$49,439,528	\$92,109,726	\$75,078,904	\$140,648,105	\$215,727,009
C. TOTAL No. of UNDUPLICATED Recipients**	53	2,125	4,404	2,381	4,519	526	743	1,065	1,638	12,683	22,066	18,780	33,370	52,150

\* THIS LINE IS THE SUM OF NO. OF AWARDS (line 51) (line 51 = sum of lines 1,3,5,7,9,11,13,15,17,21,23,25,27,29,31,33,37,39,43,45,47). COMPARE WITH UNDUPLICATED RECIPIENTS (line 53).

\*\* UNDUPLICATED RECIPIENTS SHOULD BE EQUAL TO OR GREATER THAN ANY VALUE ENTERED IN LINE 19, 35, 41, OR 49.  
 UNDUPLICATED RECIPIENTS SHOULD NOT BE A SUM OF NUMBER OF AWARDS & LOANS (reported in line 51), NOR A SUM OF UNDUPLICATED NUMBERS REPORTED FOR EACH TYPE OF AID (lines 19, 35, 41, and 49). EACH INDIVIDUAL FINANCIAL AID RECIPIENT SHOULD BE COUNTED ONLY ONCE IN THIS TOTAL (line 53).