



Oklahoma Higher Learning Access Program (OHLAP)

1998-99 Year-End Report

HIGHLIGHTS

Legislature Expands Program Eligibility: During the 1999 session, the Oklahoma Legislature approved SB 102 to raise the family income limit from \$24,000 to \$32,000. The bill also allows 8th grade students to enroll in the program; previously enrollment was limited to 9th and 10th graders.

- The percentage of students in the program completing the high school requirements continues to increase—from 57% in 1998 to 59% in 1999.
- OHLAP students continue to demonstrate above-average performance in the following areas: high school and college grade-point-averages; ACT test scores; college-going rate; full-time college enrollment; college persistence; and less need for remedial coursework.
- Enrollment for the OHLAP high school class of 2001 increased only slightly over 2000.
- OHLAP enrollment continues to be disproportionately female and rural, with smaller high schools producing the most OHLAP graduates.

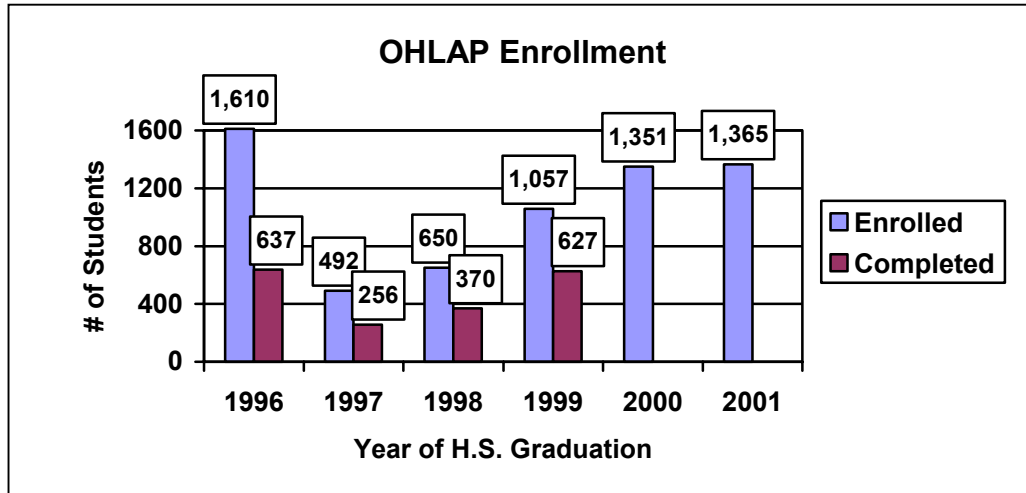
REPORT CONTENTS

	Page
I. OHLAP Program Enrollment	2
II. OHLAP High School Requirement Completion Rates	2
III. High School Grade-Point-Averages	3
IV. ACT Test Scores	3
V. College-Going Rate.....	3
VI. Remediation Rates	4
VII. College Grade-Point-Averages	4
VIII. Full-Time College Enrollment	4
IX. Persistence Rate to Second Year of College.....	5
X. Persistence Rate to Third Year of College	5
XI. Total Number of Students Receiving Scholarships	5
XII. Average Scholarship Award.....	6
XIII. Total \$ Amount of Scholarship Payments	6
XIV. Demographic Data.....	7
OHLAP “State Champion” High Schools	8
Scholarship Payments Shown by Institution and Semester	9
OHLAP High School Graduates by County and High School.....	10-13

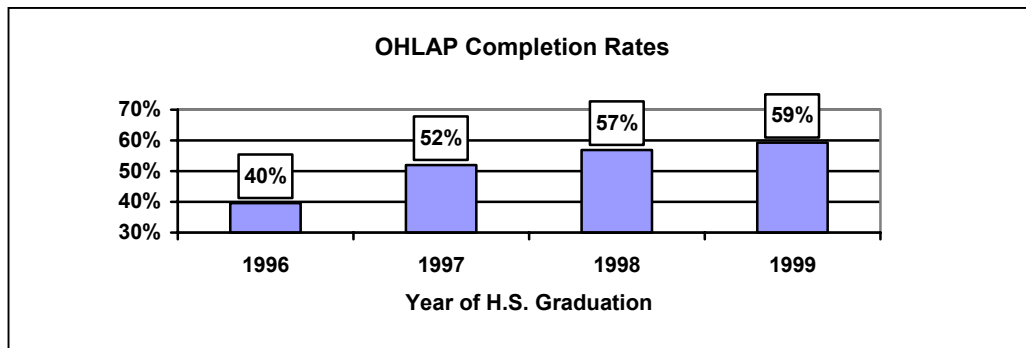
I. **High School Students Enrolled in OHLAP:**

High School Graduation Year	Students Enrolled in OHLAP	Students Completing OHLAP	% of Students Completing OHLAP
1996	1,610	637	39.6%
1997	492	256	52.0%
1998	650	370	56.9%
1999	1,057	627	59.3%
2000	1,351		
2001	1,365		
2002	692*		
Total Enrollment	7,217	1,890	

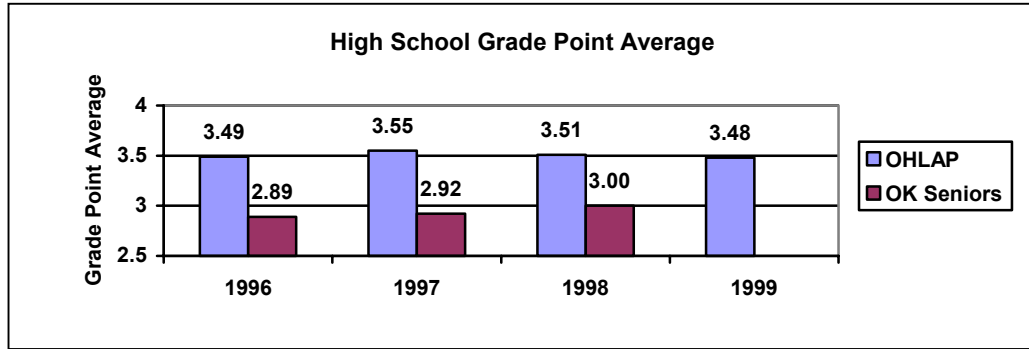
*The class of 2002 is still open to enrollment in 1999-2000 school year.



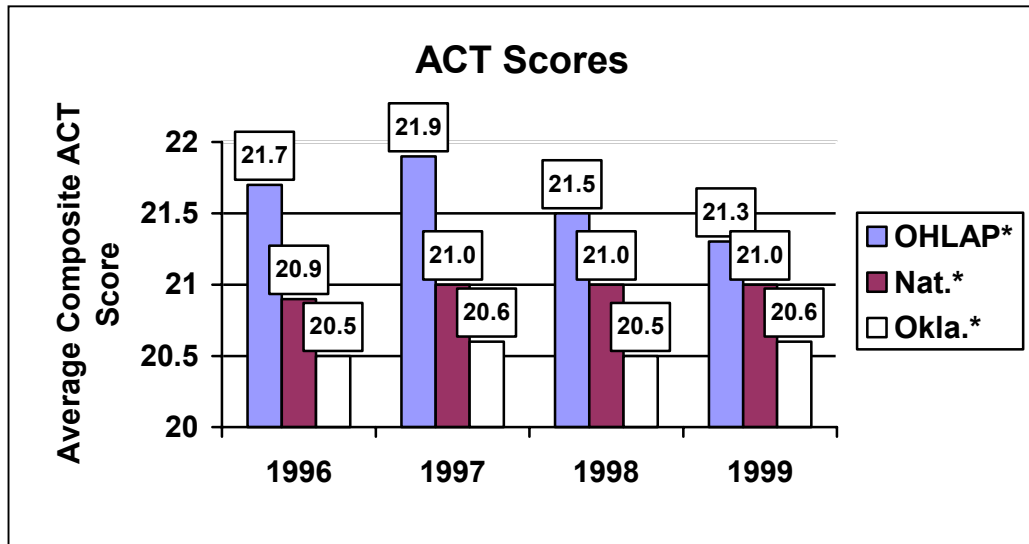
II. **Program Completion Rates:**



III. High School Grade Point Average (GPA):

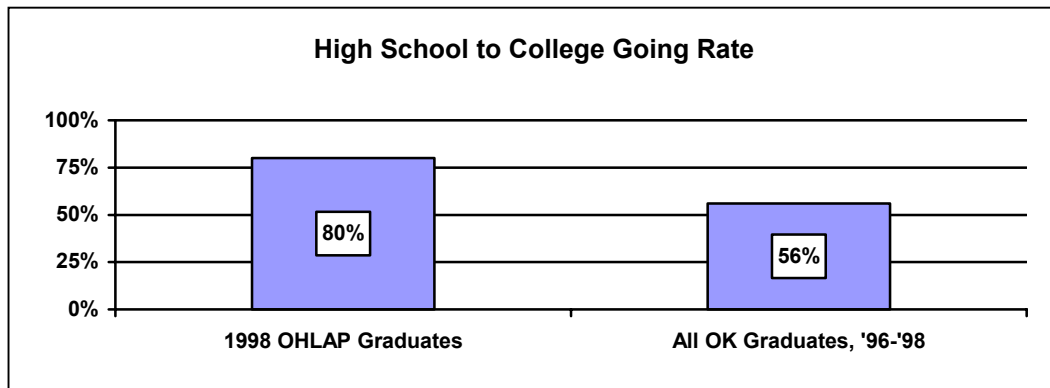


IV. ACT Scores:

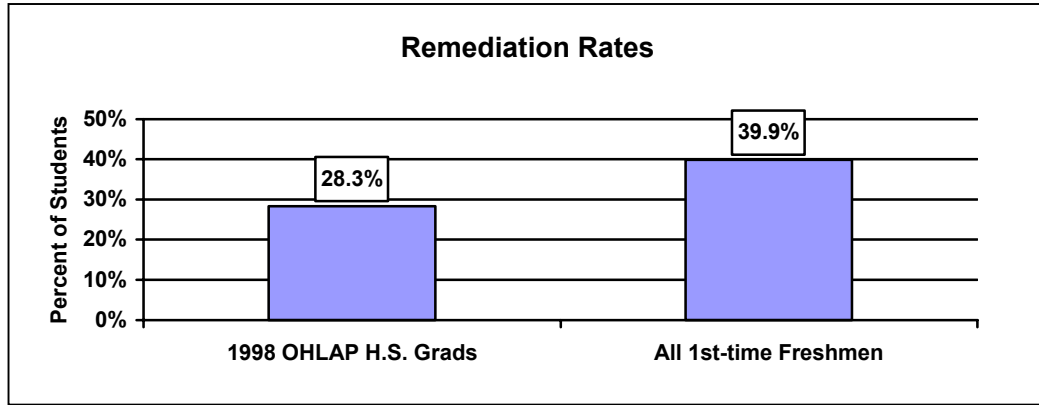


*OHLAP ACT scores based on highest score of the student; national and state scores are based on the last test score of the student.

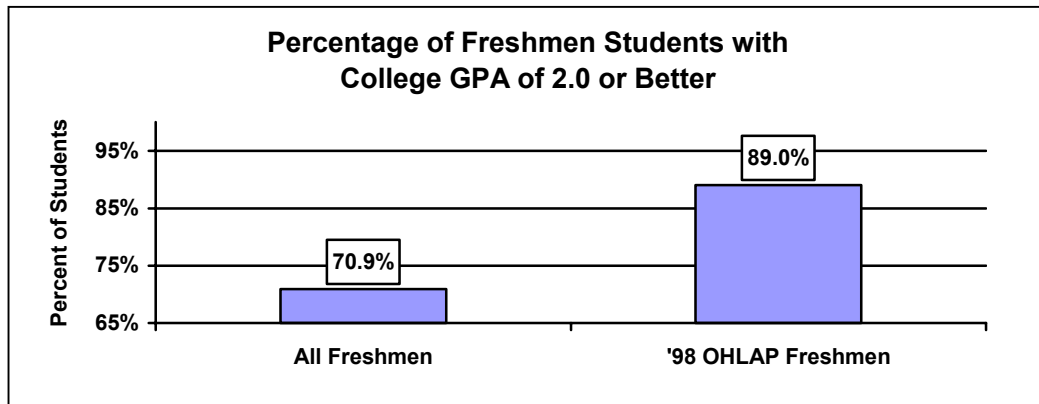
V. High School to College Going Rate: (OHLAP high school graduates enrolling in college the year immediately following high school graduation)



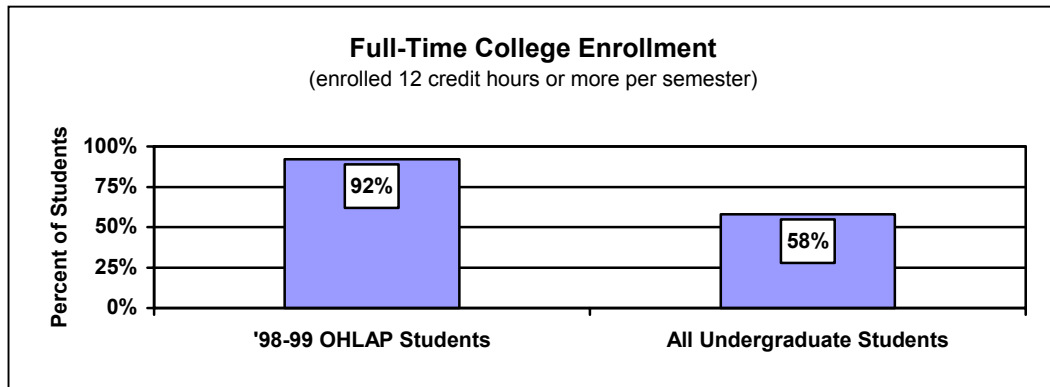
VI. **Remediation Rates:** (OHLAP freshmen scholarship recipients requiring at least one remedial course as a percentage of all OHLAP freshmen students.)



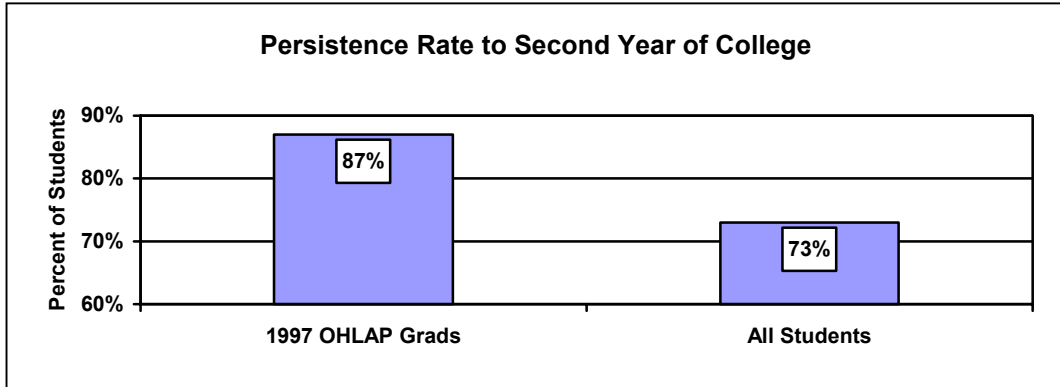
VII. **College Grade Point Average:**



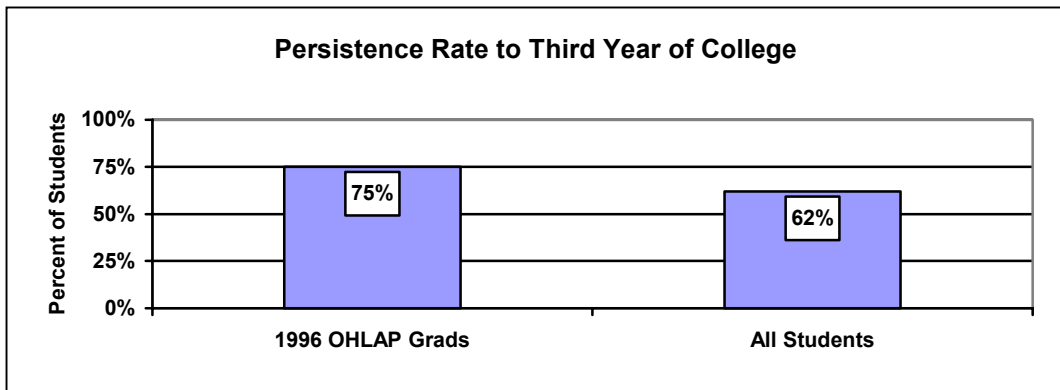
VIII. **Full-Time College Enrollment:**



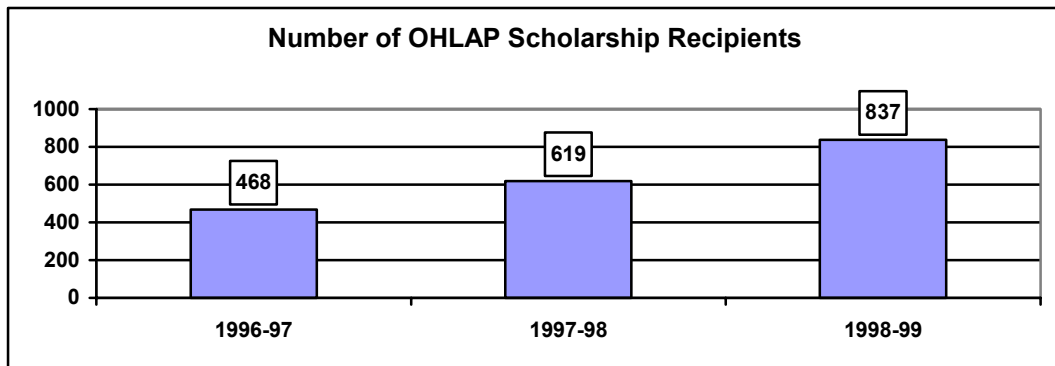
IX. Persistence to Second Year of College:



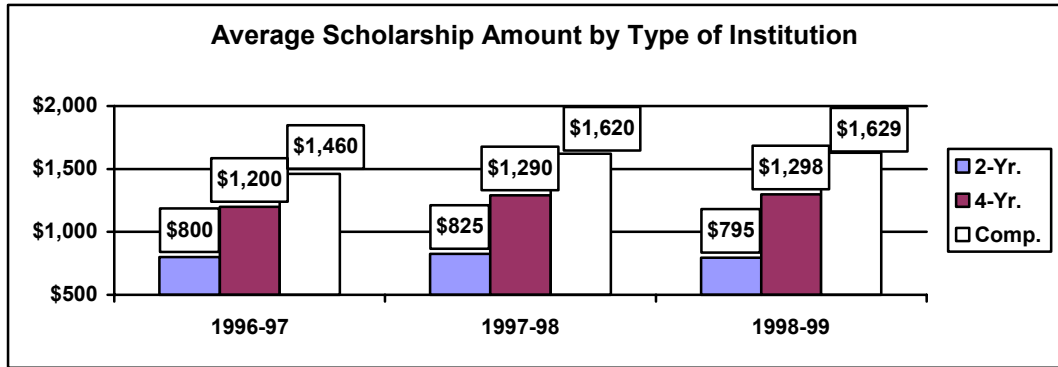
X. Persistence to Third Year of College:



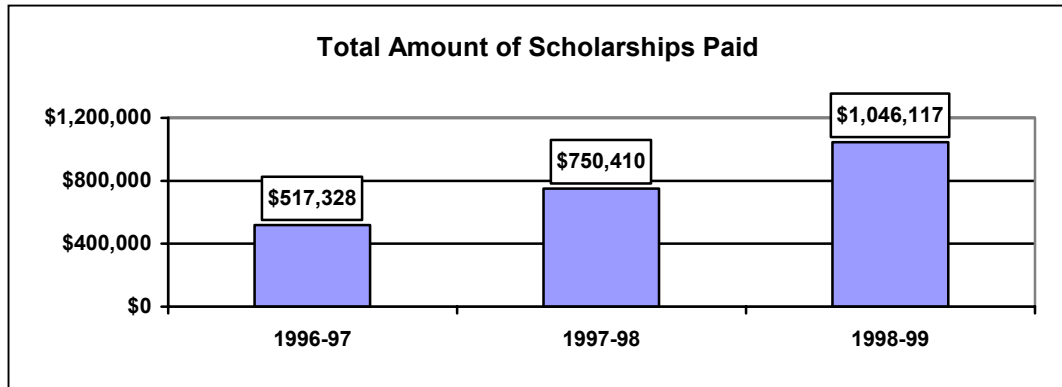
XI. Number of Scholarship Recipients:



XII. Average Scholarship Amount:



XIII. Total Amount of Scholarships Paid:



XIV. **Demographic Data** on 1999 OHLAP High School Graduates (627 students)

Gender	1999 OHLAP <u>Grads</u>	All High School <u>Seniors</u>
Female:.....	63.1%	49.7%
Male:.....	36.9%	50.3%

Ethnicity	1999 OHLAP <u>Grads</u>	All High School <u>Seniors</u>
Black.....	8.0%	8.8%
Nat. American.....	11.3%	14.4%
Asian	2.9%	1.6%
Hispanic	4.1%	3.0%
White/Other/Not Disclosed.....	73.7%	72.2%

Geographic Distribution Of Eligible OHLAP Students	1999 OHLAP <u>Graduates</u>	Oklahoma State <u>Population</u>
5 Most Populous Counties*.....	19.9%	47.1%
72 Remaining Counties.....	80.1%	52.9%

*Oklahoma, Tulsa, Cleveland, Canadian, and Comanche counties.

OHLAP
**“State Champion”
 High Schools**

(most OHLAP graduates; number shown in parentheses)

<u>Class</u>	<u>1999 Graduates</u>	<u>4-Yr Total ('96-'99)</u>
B Champs Runner-Up	Moss (6) Aline-Cleo & Leedy (5)	Buffalo, LeFlore, & Moss (12) Stuart (11)
A Champs Runner-Up	Mt. View-Gotebo & Sentinel (6) Timberlake (5)	Tushka (19) Mt. View-Gotebo (18)
2A Champs Runner-Up	Depew & Burns Flat-Dill City (7) Pioneer-Pleasant Vale (6)	Hollis (20) Depew (14)
3A Champs Runner-Up	Fairview (15) Sayre (10)	Fairview (35) Sayre (23)
4A Champs Runner-Up	Locust Grove (10) Lone Grove (9)	Locust Grove (28) Lone Grove (25)
5A Champs Runner-Up	Western Heights (15) McAlester (13)	McAlester (36) Western Heights (28)
6A Champs Runner-Up	Enid & Stillwater (6) Del City & Tahlequah (5)	Enid (19) Bartlesville (16)

Oklahoma Higher Learning Access Program
1998-99 Scholarships

Institution	Summer 1998		Fall 1998		Spring 1999	
	\$ Amount	# of Students	\$ Amount	# of Students	\$ Amount	# of Students
Oklahoma State University	3,725.00	14	119,543.00	145	119,908.50	142
University of Oklahoma/OUHSC	5,395.00	22	90,002.00	115	85,122.00	107
Subtotals	9,120.00	36	209,545.00	260	205,030.50	249
Cameron University	580.00	3	12,753.13	19	12,952.88	20
East Central University	2,077.00	11	29,593.00	49	29,096.00	46
Langston University	276.00	1	3,516.00	5	3,936.00	6
Northeastern State University	1,249.50	5	34,620.00	55	30,893.00	45
Northwestern Oklahoma State Univ.	414.00	3	13,312.00	21	8,547.00	13
NWOSU - Enid Campus					4,278.00	7
Oklahoma Panhandle State Univ.			1,196.00	2	1,846.00	3
Southeastern Oklahoma State Univ.	2,169.00	7	16,687.00	26	15,769.00	24
Southwestern Oklahoma State Univ.	2,367.00	10	48,024.20	68	47,970.00	69
SWOSU - Sayre Campus			3,910.00	6	2,622.00	4
University of Central Oklahoma	1,719.00	8	22,610.00	39	22,251.00	38
University of Science & Arts of Ok.	2,303.00	4	8,452.00	13	8,787.00	13
Subtotals	13,154.50	52	194,673.33	303	188,947.88	288
Carl Albert State College	206.50	2	6,130.50	14	6,047.63	13
Connors State College			2,271.50	7	1,504.50	4
Eastern Oklahoma State College			9,209.00	19	9,541.50	20
Murray State College	118.00	1	1,947.00	6	1,416.00	4
Northeastern Oklahoma A& M Coll.	678.50	5	3,894.00	9	3,923.50	9
Northern Oklahoma College	206.50	2	4,779.00	12	4,779.00	12
Oklahoma City Community College	796.50	7	3,038.50	9	3,215.50	11
Redlands Community College	88.50	1	1,209.50	3	740.01	3
Rogers University - Claremore			3,746.50	10	2,571.00	7
Rogers University - Tulsa			726.00	1		
Rose State College	383.50	3	3,127.00	11	3,245.00	9
Seminole State College	560.50	3	6,786.50	17	5,192.00	13
Tulsa Community College	1,440.00	10	8,200.50	27	7,860.00	27
Western Oklahoma State College	796.50	6	5,664.00	14	4,956.00	12
Subtotals	5,275.00	40	60,729.50	159	54,991.64	144
OSU Tech - Oklahoma City			820.00	2	1,558.00	3
OSU Tech - Okmulgee	1,845.00	3	7,216.00	13	7,052.00	12
Subtotals	1,845.00	3	8,036.00	15	8,610.00	15
Ardmore Higher Education Center			3,770.00	6	3,502.25	7
Bacone College			501.50	1		
Bartlesville Wesleyan			697.50	1	558.50	1
Hillsdale Free Will Baptist College			1,488.00	2	1,534.50	2
Oklahoma Baptist University			9,951.00	14	7,905.00	11
Oklahoma Christian University			2,976.00	4	2,743.50	4
Oklahoma City University			6,277.50	9	6,835.50	9
Oral Roberts University			2,139.00	3	1,999.50	3
Southern Nazarene University			3,208.50	5	3,022.50	5
St. Gregory's College			2,278.50	3	3,627.00	5
SW College of Christian Ministries						
University of Tulsa			10,193.75	12	8,504.50	10
Subtotals	0.00	0	39,711.25	54	36,730.50	50
Caddo-Kiowa AVTS (Fort Cobb)			519.75	1		
Meridian Tech. Center (Stillwater)			700.00	1	700.00	1
Red River AVTS (Duncan)			262.50	1	262.50	1
Subtotals	0.00	0	1,482.25	3	962.50	2
TOTALS	29,394.50	131	517,947.33	800	498,775.27	755

OHLAP Graduates, by County and High School

County	High School	'96	'97	'98	'99	Total
ADAIR	WATTS	0	0	0	0	0
	WESTVILLE	0	3	0	0	3
	STILWELL	6	2	3	6	17
	CAVE SPGS	1	0	0	0	1
	COOKSON HILLS CHR.	0	0	2	1	3
ALFALFA	BURLINGTON	1	3	0	2	6
	CHEROKEE	0	0	0	0	0
	TIMBERLAKE	3	1	4	5	13
ATOKA	STRINGTOWN	0	0	2	3	5
	ATOKA	3	2	0	2	7
	TUSHKA	9	5	1	4	19
	CANEY	0	1	0	0	1
BEAVER	BEAVER	0	0	0	0	0
	BALCO	0	0	0	0	0
	FORGAN	2	2	0	0	4
	TURPIN	2	0	2	1	5
BECKHAM	MERRITT	0	0	0	0	0
	ELK CITY	0	0	0	6	6
	SAYRE	8	2	3	10	23
	CARTER	0	0	0	0	0
	ERICK	0	0	2	3	5
BLAINE	OKEENE	3	0	0	3	6
	WATONGA	4	2	3	3	12
	GEARY	5	0	0	0	5
	CANTON SR	0	2	1	2	5
BRYAN	SILO	0	0	0	0	0
	ROCK CREEK	0	1	1	0	2
	ACHILLE	0	0	0	0	0
	COLBERT	0	1	1	1	3
	CADDO	0	0	0	0	0
	BENNINGTON	4	0	0	0	4
	CALERA	0	0	0	0	0
	DURANT	4	1	3	4	12
CADDO	RIVERSIDE INDIAN SCHL.	0	0	0	0	0
	HYDRO	0	0	0	0	0
	LOOKEBA-SICKLES	0	1	0	1	2
	ANADARKO	4	0	5	7	16
	CARNEGIE	2	0	4	4	10
	APACHE	1	0	0	5	6
	CYRIL	0	0	0	0	0
	EAKLY	0	0	0	3	3
	CEMENT	0	0	0	0	0
	HINTON	0	0	1	0	1
	FT. COBB-BROXTON	0	0	1	0	1
	BINGER-ONEY	3	0	0	0	3
GRACEMONT	0	0	0	0	0	
CANADIAN	PIEDMONT	0	0	0	0	0
	YUKON	0	0	0	0	0
	EL RENO	6	1	4	2	13
	UNION CITY	1	1	0	1	3
	MUSTANG	0	1	0	3	4
	CALUMET	0	0	0	0	0
	SW COVENANT CHR.	0	0	0	0	0
CARTER	ARDMORE	1	2	0	2	5
	SPRINGER	0	0	0	0	0
	PLAINVIEW	1	0	1	4	6
	LONE GROVE	12	1	3	9	25
	WILSON	0	0	3	1	4
	HEALDTON	0	0	0	0	0
	FOX	0	0	0	1	1
	DICKSON	1	0	0	0	1

County	High School	'96	'97	'98	'99	Total
CHEROKEE	SEQUOYAH SCHOOL	0	0	0	0	0
	HULBERT	0	0	0	1	1
	TAHLEQUAH	0	1	1	5	7
CHOCTAW	BOSWELL	0	0	0	0	0
	FT. TOWSON	1	0	0	0	1
	SOPER	0	0	0	0	0
HUGO	HUGO	4	2	1	0	7
	CIMARRON	BOISE CITY	2	0	2	2
FELT	FELT	1	0	1	0	2
	KEYES	0	0	0	0	0
	CLEVELAND	MOORE	0	1	1	3
WESTMOORE	WESTMOORE	2	0	0	3	5
	NORMAN	2	1	2	1	6
	NORMAN NORTH			0	1	1
NOBLE	NOBLE	3	0	1	4	8
	LEXINGTON	0	1	0	0	1
	LITTLE AXE	1	0	0	0	1
	COAL	COALGATE	0	0	0	1
TUPELO	TUPELO	0	0	2	0	2
	OLNEY	1	0	0	2	3
	COMANCHE	CACHE	1	1	1	0
INDIAHOMA	INDIAHOMA	0	0	0	1	1
	STERLING	0	0	0	0	0
	GERONIMO	0	0	0	0	0
EISENHOWER	EISENHOWER	2	2	3	4	11
	LAWTON	0	0	2	2	4
	MAC ARTHUR	1	1	3	9	14
FLETCHER	FLETCHER	0	0	1	0	1
	ELGIN	0	0	0	2	2
	CHATTANOOGA	0	0	0	0	0
COTTON	WALTERS	2	0	0	0	2
	TEMPLE	0	0	0	0	0
	BIG PASTURE	0	0	0	0	0
CRAIG	WHITE OAK	0	0	1	0	1
	KETCHUM	0	0	1	1	2
	WELCH	0	1	0	0	1
	BLUEJACKET	1	0	0	0	1
	VINITA	0	0	0	1	1
CREEK	BRISTOW	7	1	3	6	17
	MANNFORD	3	4	2	7	16
	MOUNDS	1	0	0	1	2
	OLIVE	0	1	0	4	5
	KIEFER	0	0	2	0	2
	OILTON	0	0	0	0	0
	DEPEW	1	4	2	7	14
	KELLYVILLE	0	0	0	0	0
	SAPULPA	0	0	1	2	3
	DRUMRIGHT	0	0	0	1	1
	CUSTER	ARAPAHO	0	0	1	0
THOMAS-FAY-CUSTER		0	0	0	1	1
WEATHERFORD		3	2	5	1	11
BUTLER		2	1	0	1	4
CLINTON		0	0	1	0	1
DELAWARE	JAY	1	0	0	1	2
	GROVE	9	5	1	1	16
	KANSAS	0	1	1	1	3
	COLCORD	2	0	0	3	5
	OAKS MISSION	1	0	0	0	1
DEWEY	VICI	5	3	0	0	8
	SEILING	0	1	2	2	5
	TALOGA	0	0	0	0	0

OHLAP Graduates, by County and High School

County	High School	'96	'97	'98	'99	Total
ELLIS	FARGO	0	1	1	1	3
	ARNETT	2	0	1	1	4
	GAGE	3	1	1	0	5
	SHATTUCK	0	0	0	2	2
GARFIELD	WAUKOMIS	0	0	0	0	0
	KREMLIN	0	0	0	0	0
	CHISHOLM	2	1	1	1	5
	GARBER	0	0	0	2	2
	PIONEER-PLEASANT VALE	0	1	2	6	9
	ENID	8	3	2	6	19
	DRUMMOND	0	0	0	2	2
	COVINGTON-DOUGLAS	1	2	1	0	4
GARVIN	STRATFORD	0	0	1	0	1
	PAOLI	0	1	0	0	1
	MAYSVILLE	0	0	0	1	1
	LINDSAY	1	1	2	0	4
	PAULS VALLEY	3	1	3	1	8
	WYNNEWOOD	1	1	1	2	5
	ELMORE CITY-PERNELL	0	1	2	0	3
GRADY	CHICKASHA	4	0	0	4	8
	MINCO	0	0	0	1	1
	NINNEKAH	0	1	0	0	1
	ALEX	0	0	1	0	1
	RUSH SPRINGS	0	0	1	1	2
	BRIDGE CREEK	1	0	0	0	1
	TUTTLE	0	0	0	3	3
	VERDEN	0	0	1	0	1
AMBER-POCASSET	0	0	0	0	0	
GRANT	WAKITA	0	0	0	1	1
	MEDFORD	0	0	1	0	1
	POND CREEK-HUNTER	0	0	1	1	2
	DEER CREEK-LAMONT	0	0	0	2	2
GREER	MANGUM	4	0	0	0	4
	GRANITE	2	0	0	3	5
HARMON	HOLLIS	9	5	2	4	20
HARPER	LAVERNE	0	1	0	4	5
	BUFFALO	3	0	7	2	12
HASKELL	KINTA	0	0	0	0	0
	STIGLER	3	0	0	0	3
	MC CURTAIN	1	0	0	1	2
	KEOTA	3	0	0	0	3
HUGHES	MOSS	3	0	3	6	12
	WETUMKA	0	0	1	0	1
	DUSTIN	3	2	0	0	5
	HOLDENVILLE	0	0	0	0	0
	CALVIN	0	1	0	2	3
STUART	6	3	0	2	11	
JACKSON	NAVAJO	4	1	2	0	7
	DUKE	0	1	0	0	1
	ALTUS	3	0	1	1	5
	ELDORADO	0	0	0	0	0
	OLUSTEE	0	0	0	0	0
	BLAIR	0	0	0	1	1
JEFFERSON	RYAN	0	0	0	2	2
	RINGLING	1	0	2	3	6
	WAURIKA	0	0	1	1	2
JOHNSTON	MILL CREEK	0	0	0	1	1
	TISHOMINGO	0	0	1	1	2
	MILBURN	0	0	0	0	0
	COLEMAN	0	0	0	0	0
	WAPANUCKA	0	0	0	0	0

County	High School	'96	'97	'98	'99	Total
KAY	BRAMAN	0	0	0	1	1
	NEWKIRK	3	0	0	0	3
	BLACKWELL	0	0	1	6	7
	PONCA CITY	1	1	1	4	7
	TONKAWA	0	0	1	0	1
KINGFISHER	DOVER	0	0	0	0	0
	LOMEGA	1	0	1	3	5
	KINGFISHER	2	0	4	2	8
	HENNESSEY	1	0	1	0	2
	CASHION	0	0	1	1	2
OKARCHE	0	0	0	1	1	
KIOWA	HOBART	4	1	1	5	11
	LONE WOLF	0	0	0	0	0
	MNTN. VIEW-GOTEBO	4	5	3	6	18
	SNYDER	1	1	0	1	3
LATIMER	WILBURTON	0	0	0	0	0
	RED OAK	0	0	0	1	1
	BUFFALO VALLEY	0	0	0	1	1
	PANOLA	0	0	0	0	0
LE FLORE	SPIRO	2	0	2	0	4
	HEAVENER	0	0	0	0	0
	POCOLA	1	0	0	0	1
	LE FLORE	5	5	0	2	12
	CAMERON	0	0	1	0	1
	PANAMA	0	0	1	0	1
	BOKOSHE	1	0	4	3	8
	POTEAU	0	0	0	0	0
	WISTER	3	0	0	1	4
	TALIHINA	0	0	0	1	1
WHITESBORO	0	0	0	0	0	
HOWE	0	0	0	0	0	
ARKOMA	0	0	1	1	2	
LINCOLN	CHANDLER	2	0	2	2	6
	DAVENPORT	0	2	1	4	7
	WELLSTON	0	0	0	0	0
	STROUD	1	0	0	1	2
	MEEKER	6	3	4	4	17
	PRAGUE	0	0	0	0	0
	CARNEY	1	1	2	0	4
	AGRA	4	0	1	0	5
LOGAN	GUTHRIE	1	2	3	0	6
	CRESCENT	0	0	0	1	1
	MULHALL-ORLANDO	1	0	1	2	4
COYLE	1	3	0	0	4	
LOVE	THACKERVILLE	2	0	0	0	2
	TURNER	0	0	0	2	2
	MARIETTA	0	3	1	1	5
MAJOR	RINGWOOD	0	1	0	0	1
	ALINE-CLEO SPGS	0	0	2	5	7
	FAIRVIEW	5	8	7	15	35
	CIMARRON	1	3	2	2	8
MARSHALL	MADILL	1	1	0	1	3
	KINGSTON	0	0	0	0	0
MAYES	PRYOR	6	2	0	6	14
	ADAIR	4	1	0	0	5
	SALINA	1	1	0	3	5
	LOCUST GROVE	6	7	5	10	28
	CHOUTEAU-MAZIE	0	0	1	1	2

OHLAP Graduates, by County and High School

County	High School	'96	'97	'98	'99	Total
MC CLAIN	NEWCASTLE	4	0	1	1	6
	DIBBLE	0	0	0	0	0
	WASHINGTON	5	1	0	1	7
	WAYNE	0	0	0	0	0
	PURCELL	2	1	0	1	4
	BLANCHARD	0	0	0	2	2
MC CURTAIN	IDABEL	1	0	6	4	11
	HAWORTH	1	0	0	0	1
	VALLIANT	3	0	4	5	12
	EAGLETOWN	0	0	1	2	3
	SMITHVILLE	0	0	0	1	1
	WRIGHT CITY	3	1	1	0	5
	BATTIEST	0	1	0	1	2
	BROKEN BOW	2	2	1	3	8
MC INTOSH	EUFAULA	0	0	0	1	1
	CHECOTAH	4	0	0	2	6
	MIDWAY	0	0	0	0	0
	HANNA	0	1	1	3	5
MURRAY	OKLA SCHL. FOR DEAF	0	0	1	0	1
	SULPHUR	4	6	2	3	15
	DAVIS	2	0	0	1	3
MUSKOGEE	HASKELL	1	0	0	0	1
	FT GIBSON	4	1	2	0	7
	BOYNTON	0	0	1	0	1
	WEBBERS FALLS	0	1	0	0	1
	OKTAHA	2	0	0	0	2
	MUSKOGEE	1	1	0	1	3
	HILLDALE	0	0	0	0	0
	BRAGGS	0	0	2	0	2
	WARNER	0	0	0	0	0
	PORUM	0	0	0	0	0
NOBLE	PERRY	2	1	0	0	3
	BILLINGS	0	0	0	0	0
	FRONTIER	0	0	0	1	1
	MORRISON	1	1	1	1	4
NOWATA	OKLAHOMA UNION	0	0	0	0	0
	NOWATA	1	0	0	1	2
	SOUTH COFFEYVILLE	0	0	0	0	0
OKFUSKEE	MASON	1	0	0	0	1
	BOLEY	0	0	0	1	1
	PADEN	1	0	0	3	4
	OKEMAH	1	1	1	1	4
	WELEETKA	0	0	0	0	0
	GRAHAM	1	0	0	0	1
OKLAHOMA	PUTNAM CITY	2	0	6	2	10
	PUTNAM CITY NORTH	0	0	0	0	0
	PUTNAM CITY WEST	2	0	3	4	9
	LUTHER	1	0	0	0	1
	CHOCTAW	8	0	1	0	9
	DEER CREEK	0	0	0	0	0
	HARRAH	3	0	0	0	3
	JONES	0	0	0	1	1
	EDMOND MEMORIAL	0	0	0	0	0
	EDMOND NORTH	0	0	1	0	1
	EDMOND SANTA FE	0	0	0	0	0
	MILLWOOD	2	0	1	0	3
	WESTERN HGTS	6	2	5	15	28
	CARL ALBERT	3	0	3	0	6
	DEL CITY	7	2	0	5	14
	MIDWEST CITY	6	1	1	2	10
	CROOKED OAK	1	0	2	2	5
	BETHANY	0	0	1	0	1

County	High School	'96	'97	'98	'99	Total
OKLA. (cont)	CAPITOL HILL	5	0	0	0	5
	CLASSEN HS/ADV. STUD		2	2	3	7
	DOUGLASS	4	0	4	3	11
	EMERSON ALT. ED. CTR.	0	0	0	1	1
	U. S. GRANT	2	0	4	5	11
	JOHN MARSHALL	6	1	0	3	10
	NORTHEAST ACAD.	2	0	1	2	5
	NORTHWEST CLASSEN	4	0	0	2	6
	SOUTHEAST	1	1	4	8	14
	STAR SPENCER	2	0	0	0	2
	OK SCHL OF SCI/MATH	4	4	1	3	12
OKMULGEE	OKMULGEE	9	1	0	3	13
	HENRYETTA	0	0	0	0	0
	MORRIS	2	0	0	0	2
	BEGGS	3	1	0	0	4
	PRESTON	1	3	1	4	9
	SCHULTER	0	0	0	0	0
	WILSON	2	1	1	1	5
DEWAR	0	1	0	0	1	
OSAGE	PAWHUSKA	1	2	2	3	8
	SHIDLER	1	0	0	1	2
	BARNSDALL	0	1	0	1	2
	WYNONA	0	0	0	1	1
	HOMINY	2	1	0	1	4
	PRUE	1	0	0	0	1
WOODLAND	4	1	0	1	6	
OTTAWA	WYANDOTTE	1	1	1	0	3
	QUAPAW	0	0	0	0	0
	PICHER-CARDIN	0	1	1	2	4
	COMMERCE	0	1	0	2	3
	MIAMI	1	0	0	1	2
	AFTON	1	0	1	1	3
FAIRLAND	5	1	0	0	6	
PAWNEE	PAWNEE	6	1	0	0	7
	CLEVELAND	3	0	1	2	6
PAYNE	RIPLEY	3	0	0	3	6
	STILLWATER	2	3	0	6	11
	PERKINS-TRYON	1	0	1	4	6
	CUSHING	1	0	2	0	3
	GLENCOE	0	0	0	0	0
	YALE	0	2	2	0	4
PITTSBURG	HARTSHORNE	1	1	1	1	4
	CANADIAN	0	0	0	1	1
	HAILEYVILLE	0	0	0	2	2
	KIOWA	2	1	0	0	3
	QUINTON	1	2	0	1	4
	INDIANOLA	0	1	0	1	2
	CROWDER	2	0	4	2	8
	SAVANNA	0	0	0	0	0
PITTSBURG	0	0	0	0	0	
McALESTER	8	11	4	13	36	
McALESTER KEY ACAD.	0	0	0	0	0	
PONTOTOC	ALLEN	0	0	1	1	2
	VANOSS	1	0	0	0	1
	BYNG	6	0	4	0	10
	ADA	2	2	0	0	4
	MC LISH	0	0	0	0	0
	LATTA	2	1	1	1	5
	STONEWALL	0	0	1	1	2
	ROFF	0	0	1	3	4

OHLAP Graduates, by County and High School

County	High School	'96	'97	'98	'99	Total	
POTT.	MC LOUD	1	1	1	0	3	
	DALE	0	0	1	0	1	
	BETHEL	0	0	1	0	1	
	MACOMB	0	2	0	3	5	
	EARLSBORO	0	0	1	0	1	
	TECUMSEH	0	0	0	0	0	
	SHAWNEE	6	1	5	5	17	
	ASHER	0	3	5	1	9	
	WANETTE	2	0	2	0	4	
	MAUD	1	1	0	0	2	
	PUSHMA-	RATTAN	1	2	0	1	4
TAHA	CLAYTON	3	0	1	1	5	
	ANTLERS	0	0	1	0	1	
	MOYERS	0	0	0	0	0	
ROGER	LEEDEY	2	1	2	5	10	
MILLS	REYDON	0	0	0	0	0	
	CHEYENNE	1	0	2	0	3	
	SWEETWATER	0	0	0	0	0	
	HAMMON	0	0	1	0	1	
ROGERS	CLAREMORE	1	0	3	3	7	
	CATOOSA	0	1	0	1	2	
	CHELSEA	0	0	0	1	1	
	OOLOGAH-TALALA	0	0	0	0	0	
	INOLA	0	0	0	0	0	
	SEQUOYAH	0	0	0	2	2	
	FOYIL	0	0	0	0	0	
	SEMINOLE	SEMINOLE	2	2	2	0	6
SEMINOLE	WEWOKA	2	0	0	0	2	
	BOWLEGS	0	0	0	0	0	
	KONAWA	0	0	0	4	4	
	NEW LIMA	0	0	1	0	1	
	VARNUM	2	1	1	1	5	
	SASAKWA	0	0	0	0	0	
	STROTHER	3	0	0	1	4	
	BUTNER	2	0	0	1	3	
	SEQUOYAH	SALLISAW	4	0	3	2	9
		VIAN	0	0	0	0	0
MULDROW		3	0	0	0	3	
GANS		0	0	0	0	0	
ROLAND		1	0	0	1	2	
GORE		0	0	0	1	1	
CENTRAL		0	0	0	0	0	
STEPHENS		DUNCAN	1	0	1	2	4
STEPHENS	COMANCHE	0	0	1	1	2	
	MARLOW	1	0	0	0	1	
	VELMA-ALMA	0	1	1	0	2	
	EMPIRE	0	0	0	0	0	
	CENTRAL	0	0	0	0	0	
	BRAY-DOYLE	2	0	0	2	4	
	TEXAS	YARBROUGH	0	0	0	0	0
	TEXAS	GUYMON	1	0	0	1	2
HARDESTY		0	0	0	0	0	
HOOKER		1	1	2	1	5	
TYRONE		0	1	1	0	2	
GOODWELL		0	0	0	0	0	
TEXHOMA		0	0	0	0	0	
TILLMAN		TIPTON	0	0	0	1	1
TILLMAN		DAVIDSON	1	0	0	0	1
	FREDERICK	0	0	0	1	1	
	GRANDFIELD	3	0	3	1	7	

County	High School	'96	'97	'98	'99	Total
TULSA	TUL-CENTRAL	12	0	0	2	14
	TUL-EAST CENTRAL	6	3	1	2	12
	TUL-EDISON	6	0	2	1	9
	TUL-NATHAN HALE	5	0	2	2	9
	TUL-McLAIN	2	0	1	1	4
	TUL-MEMORIAL	2	0	0	1	3
	TUL-WILL ROGERS	4	0	0	0	4
	TUL-B.T. WASHINGTON	3	1	3	4	11
	TUL-WEBSTER	4	0	3	1	8
	TUL-MARGARET HUDSON	0	0	0	0	0
	TUL-PROJECT 12	0	0	0	0	0
	TUL-STREET SCHOOL	0	0	0	0	0
	SAND SPRINGS C. PAGE	2	0	1	1	4
	BROKEN ARROW	2	0	0	0	2
	BIXBY	0	0	2	0	2
	JENKS	7	0	3	0	10
	COLLINSVILLE	3	0	0	0	3
	SKIATOOK	8	0	1	2	11
	SPERRY	3	1	0	0	4
UNION	2	1	1	0	4	
BERRYHILL	3	1	0	2	6	
OWASSO	1	0	0	1	2	
GLENPOOL	2	2	2	3	9	
LIBERTY	0	0	1	0	1	
ST. MARYS	1	0	0	0	1	
BISHOP KELLEY	0	0	2	0	2	
TOWN & COUNTRY	0	0	0	0	0	
METRO CHR. ACAD.	1	0	0	0	1	
VICTORY CHR.	0	0	3	5	8	
WAGONER	OKAY	4	0	0	0	4
WAGONER	COWETA	0	1	0	2	3
	WAGONER	3	0	1	2	6
	PORTER CON.	0	1	1	2	4
WASHING-	COPAN	0	0	0	0	0
TON	DEWEY	0	0	0	0	0
	CANEY VALLEY	0	0	0	1	1
	BARTLESVILLE	6	3	5	2	16
WASHITA	SENTINEL	1	0	1	6	8
WASHITA	WASHITA HEIGHTS	1	0	0	3	4
	BURNS FLAT-DILL CITY	1	1	0	7	9
	CANUTE	0	0	0	0	0
	CORDELL	4	0	0	4	8
	CORN BIBLE ACAD.	0	0	2	2	4
	WOODS	ALVA	1	0	1	0
WOODS	WAYNOKA	0	0	0	1	1
	FREEDOM	1	0	0	1	2
WOODWARD	WOODWARD	7	1	2	4	14
WOODWARD	MOORELAND	0	0	0	0	0
	SHARON-MUTUAL	0	0	0	0	0
	FORT SUPPLY	0	0	0	0	0

'96 '97 '98 '99 Total
STATEWIDE OHLAP GRADUATES 637 256 370 627 1890