



# Oklahoma Higher Learning Access Program (OHLAP)

## 2002-2003 Year-End Report

### 2002-2003 HIGHLIGHTS

- **2003 OHLAP Class Grows Over 150%:** The number of OHLAP high school seniors qualifying for the scholarship in 2003 totaled nearly 4,200 students, an increase of 157% from the 1,622 OHLAP qualifiers in 2002.
- **2003 OHLAP High School Grads Set Another New Completion Record:** Like each graduating class before them, the 2003 OHLAP seniors achieved a record-high level for completing the OHLAP requirements. Over 71% of the students in the 2003 OHLAP class successfully completed the program requirements to become eligible for the OHLAP scholarship. That's an increase of 4% from the 67% completion rate of the 2002 class.
- **High School Enrollments Continue to Increase:** Some 7,500 students from 2002-03 high school sophomore class (Class of 2005) are enrolled in OHLAP; an increase of 6.5% over the enrollment of the class of 2004.
- **Scholarship Promises Kept; Future Costs Will Rise Dramatically:** Every OHLAP scholarship earned in 2002-03 was paid in full as program expenditures rose to \$4.6 million, an increase of 57% from 2001-02. Based on current enrollment trends, scholarship costs will continue to grow significantly every year.

<u>Year</u>	<u>Cost (in \$millions)</u>	<u>Scholarship Recipients</u>
2001-02 actual	\$2.9	1,997
2002-03 actual	\$4.6	2,956
2003-04 projected	\$10.6	5,756
2004-05 projected <sup>1</sup>	\$17.9	9,035
2005-06 projected <sup>1</sup>	\$25.7	12,163
2006-07 projected <sup>1</sup>	\$34.5	15,311
2007-08 projected <sup>1</sup>	\$43.5	18,044

<sup>1</sup>Projections assume 10% annual enrollment increases, 75% completion rate, and 7% annual tuition increases.

Date Issued: 10/30/03

Date Updated: 3/11/04

# REPORT CONTENTS

Page

I.	High School Students Enrolled in OHLAP.....	3
II.	Program Requirement Completion Rates .....	3
III.	High School Grade-Point-Average .....	4
IV.	ACT Scores.....	4
V.	High School to College-Going Rate .....	4
VI.	Remediation Rates .....	5
VII.	College Grade-Point-Average.....	5
VIII.	Full-Time College Enrollment.....	5
IX.	Persistence Rate to Second Year of College.....	6
X.	Degree Completion Rates .....	6
XI.	Number of Scholarship Recipients .....	7
XII.	Average Scholarship Award .....	7
XIII.	Total Amount of Scholarship Paid.....	7
XIV.	Demographic Data .....	8
XV.	OHLAP Service Data for 2002-2003.....	8
	“OHLAP-Plus” Scholarships .....	9
	Scholarship Payments Shown by Institution and Semester .....	10
	OHLAP “State Champion” High Schools .....	11
	OHLAP High School Graduates by County and High School .....	12-17

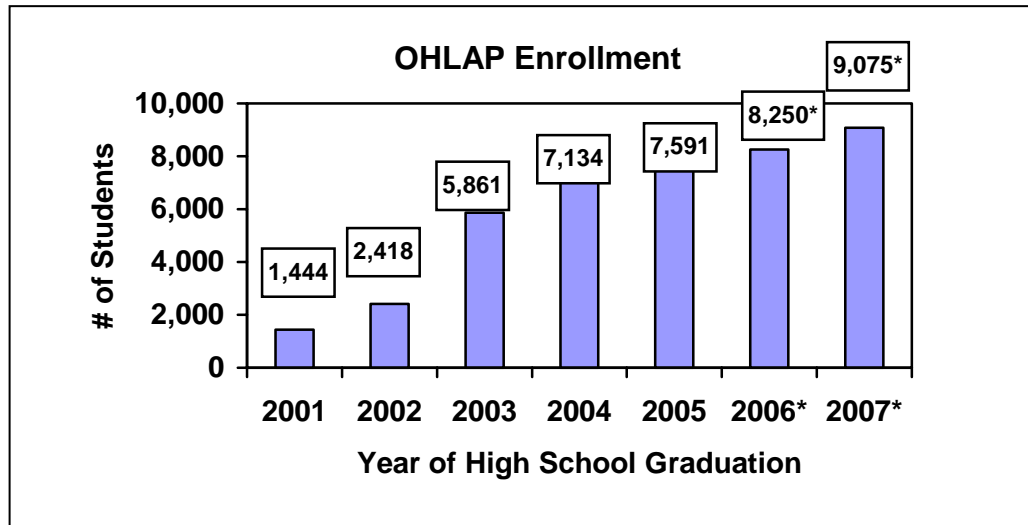
**I. High School Students Enrolled in OHLAP:**

High School Graduation Year	Students Enrolled in OHLAP	Students Completing OHLAP	% of Students Completing OHLAP
1996	1,610	637	39.6%
1997	492	257	52.2%
1998	650	370	56.9%
1999	1,057	631	59.7%
2000	1,360	826	60.7%
2001	1,444	886	61.4%
2002 <sup>1</sup>	2,418	1,622	67.1%
2003 <sup>2</sup>	5,861	4,191	71.5%
2004	7,134		
2005	7,591		
2006*	4,732		
2007*	2,788		
<b>Total Enrollment</b>	<b>37,137</b>	<b>9,420</b>	

<sup>1</sup>During the 1999-2000 school year when the seniors of 2002 were 10<sup>th</sup> graders, the income requirement was increased from \$24,000 to \$32,000.

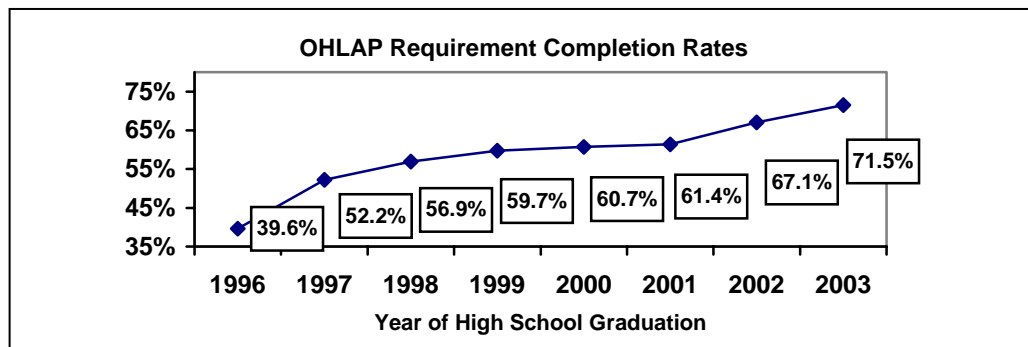
<sup>2</sup>During the 2000-2001 school year when the seniors of 2003 were 10<sup>th</sup> graders, the income requirement was increased from \$32,000 to \$50,000.

\*The class of 2006 (9<sup>th</sup> grade) and 2007 (8<sup>th</sup> grade) are still open to enrollment in the 2003-2004 school year.

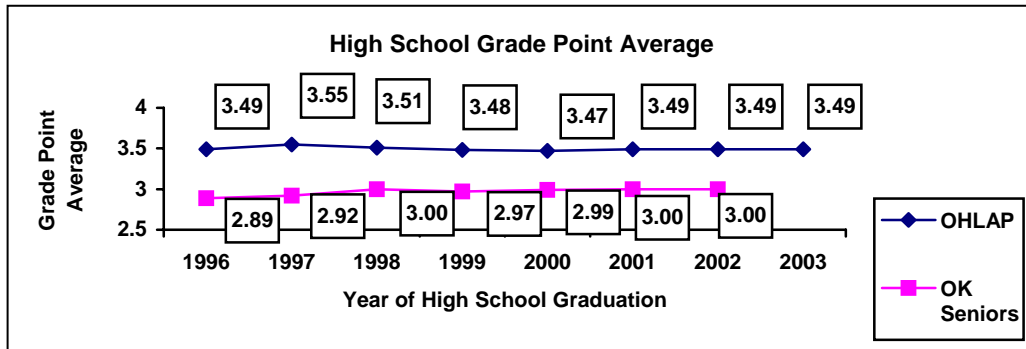


\*projected enrollments for 2006 and 2007; assumes 10% increase

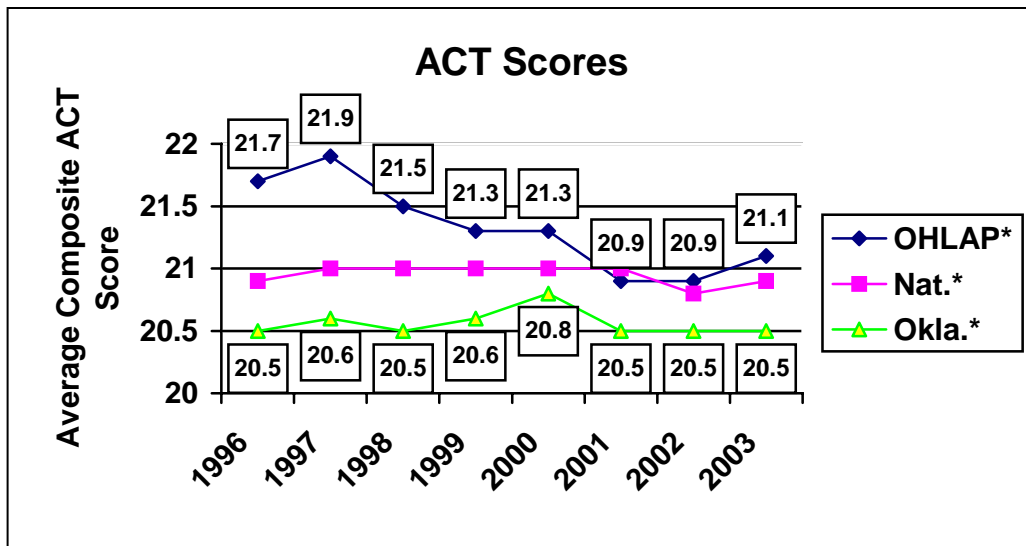
**II. Program Requirement Completion Rates:**



III. High School Grade Point Average (GPA):

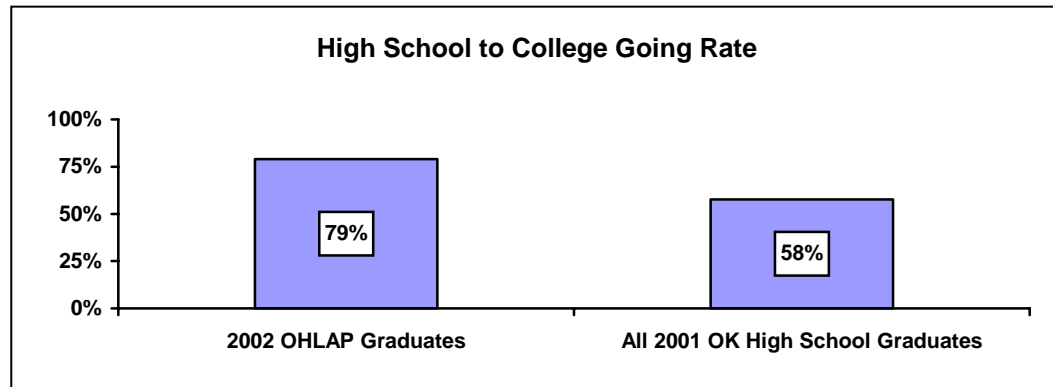


IV. ACT Scores:

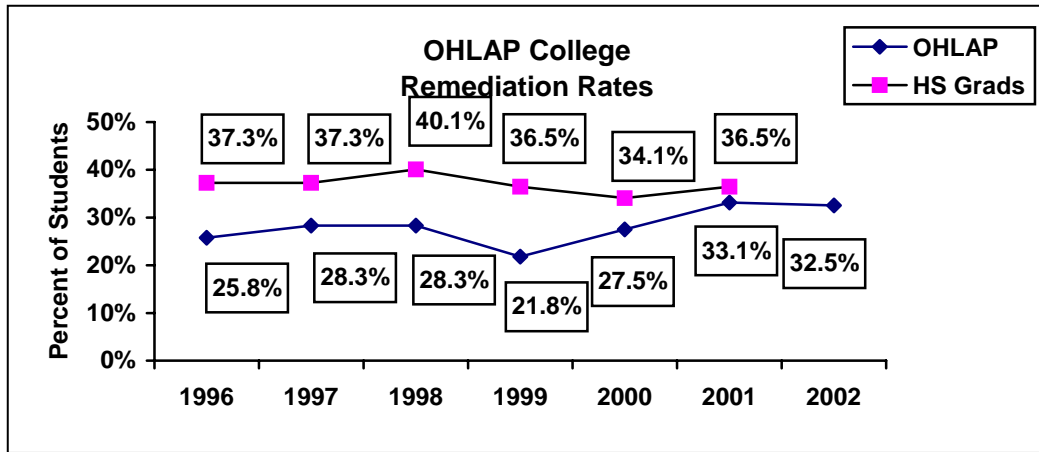


\*OHLAP ACT scores based on highest score of the student; national and state scores are based on the last test score of the student.

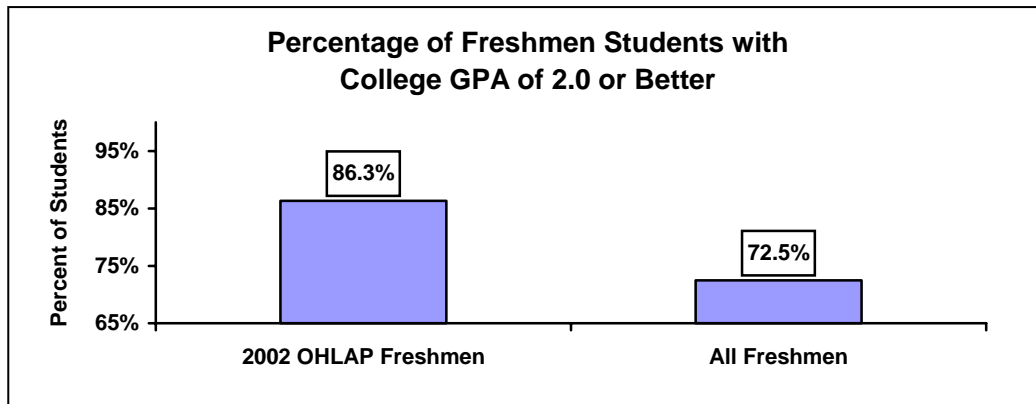
V. High School to College-Going Rate: (OHLAP high school graduates enrolling in college the year immediately following high school graduation)



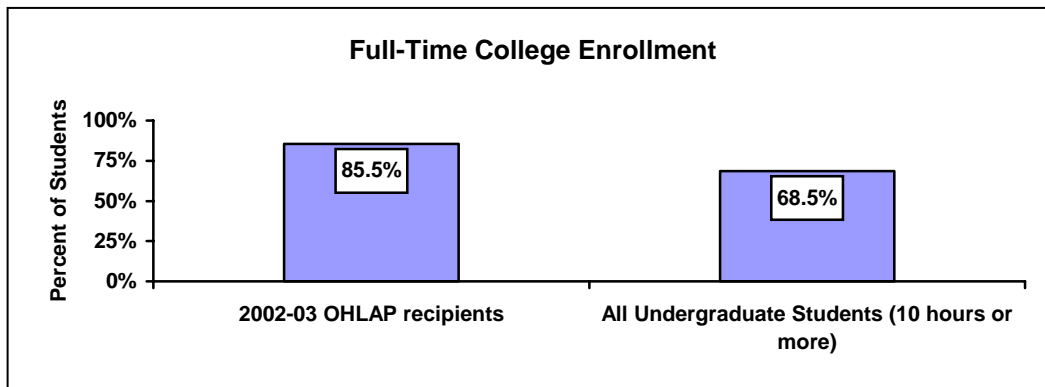
**VI. Remediation Rates:** (OHLAP freshmen scholarship recipients requiring at least one remedial course as a percentage of all OHLAP freshmen students.)



**VII. College Grade Point Average:**

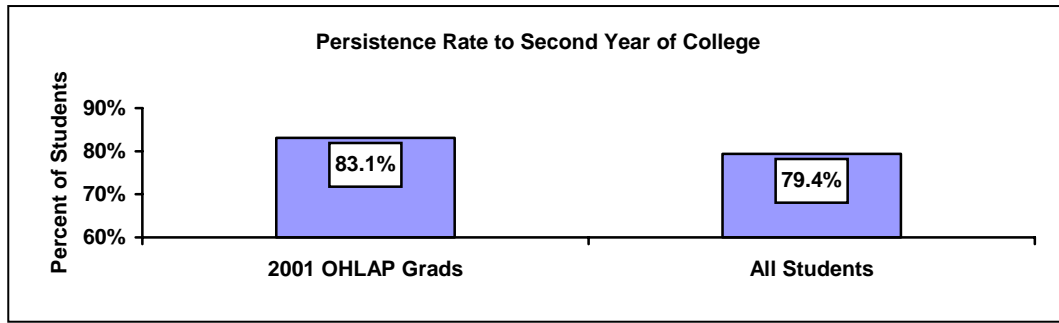


**VIII. Full-Time College Enrollment:**



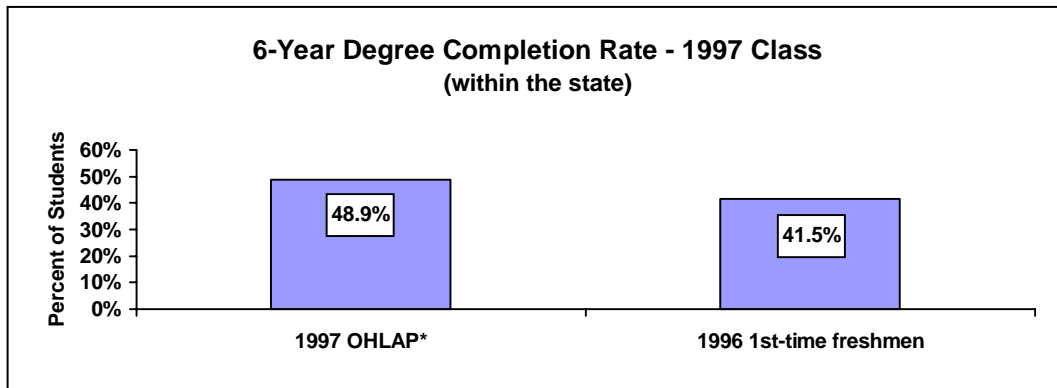
\*The percentage for OHLAP students may actually be higher due to split enrollments between more than one institution.

**IX. Persistence Rate to Second Year of College:**

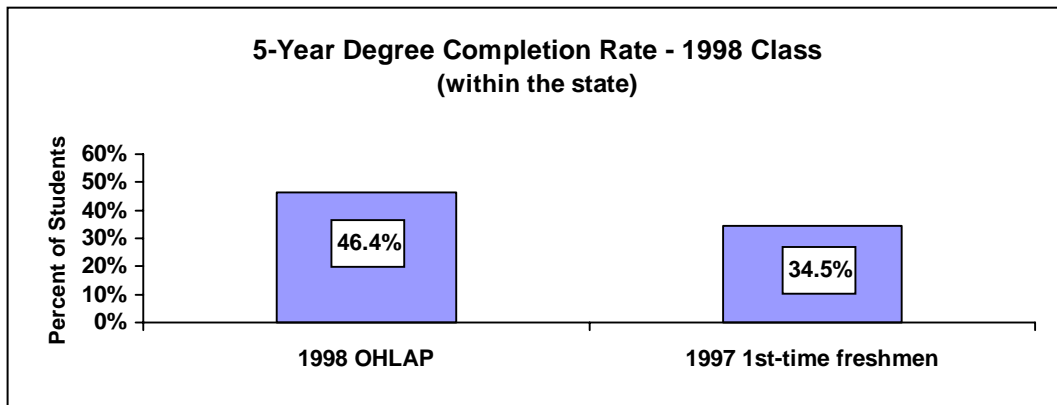


**X. Degree Completion Rates (includes baccalaureate and associate degrees):**

High School <u>Graduation Year</u>	Students receiving the OHLAP <u>scholarship</u>	OHLAP Students		% of All First-Time Freshmen Completing <u>Degrees</u>
		Completing an Associate Degree or <u>higher</u>	% of OHLAP Students Completing <u>Degrees</u>	
1996 – 7 yr grad rate	520	302	58.1%	43.7%
1997 – 6 yr grad rate	227	111	48.9%	41.5%
1998 – 5 yr grad rate	317	147	46.4%	34.5%

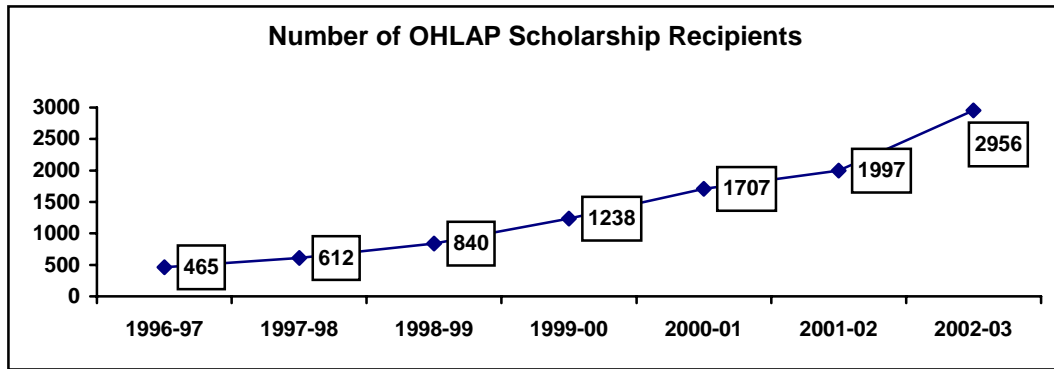


\*11 OHLAP students from the 1997 class still have remaining scholarship eligibility

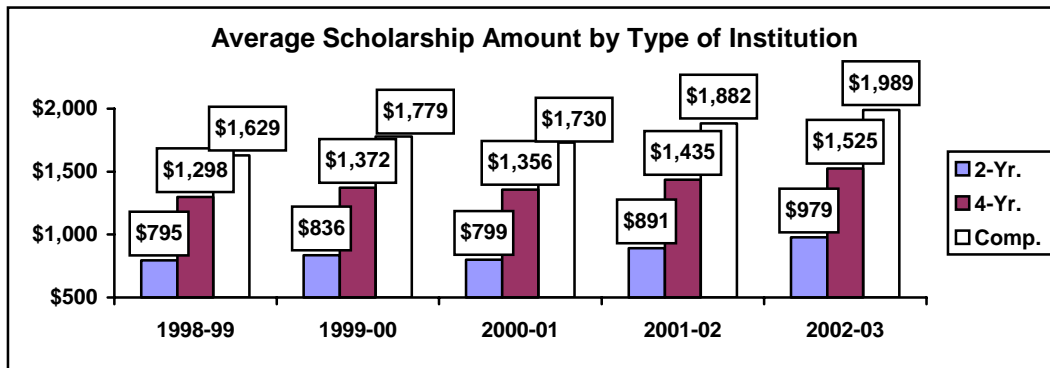


\*27 OHLAP students still have remaining scholarship eligibility; in addition, some students are scheduled to complete degrees after their 5 years of eligibility.

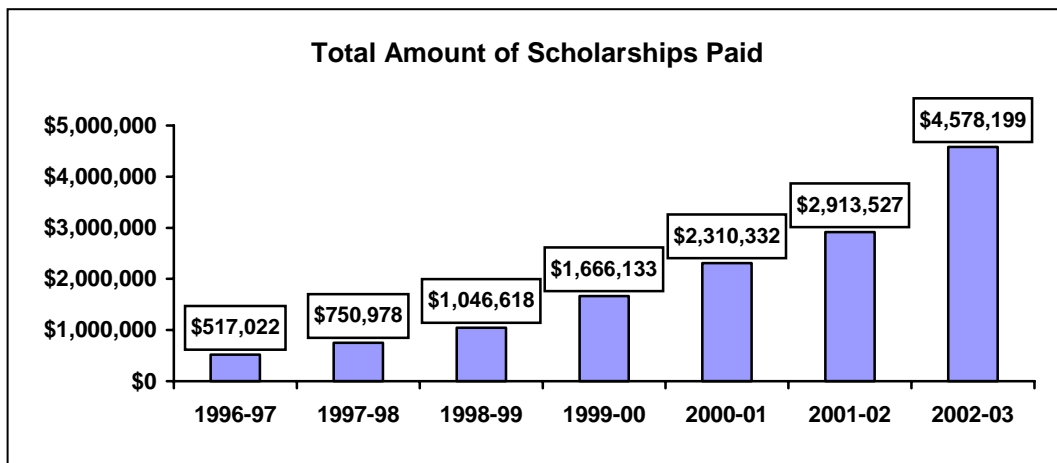
**XI. Number of Scholarship Recipients:**



**XII. Average Scholarship Amount:**



**XIII. Total Amount of Scholarships Paid:**



**XIV. Demographic Data on 2003 OHLAP High School Graduates**

<b>Gender</b>	2003 OHLAP <u>Grads</u>	All '02-03 OK High School <u>Seniors</u>
Female:.....	61.0%	49.3%
Male: .....	39.0%	50.7%

<b>Ethnicity</b>	2003 OHLAP <u>Grads</u>	All '02-03 OK High School <u>Seniors</u>
Black/African American .....	8.3%	8.8%
American Indian/Alaska Native.....	15.2%	16.8%
Asian .....	2.0%	1.8%
Hispanic/Latino .....	4.2%	4.3%
White.....	66.5%	68.3%*
Not Specified.....	3.8%	na
Total .....	100.0%	100.0%
*includes "other" ethnic categories		

<b>Geographic Distribution Of Eligible OHLAP Students</b>	2003 OHLAP <u>Graduates</u>	2003 Oklahoma <u>Seniors</u>
5 Most Populous Counties* .....	27.4%	45.1%
72 Remaining Counties .....	72.6%	54.9%
*Oklahoma, Tulsa, Cleveland, Canadian, and Comanche counties.		

**XV. OHLAP Office Service Data for 2002-2003**

Phone calls received (July 2002 – June 2003).....	8,703
E-mails received (July 2002 – June 2003).....	885



## **“OHLAP-Plus” Scholarships**

In August 1999, the Oklahoma State Regents were awarded a five-year \$20.5 million federal grant through a new program named GEAR UP (Gaining Early Awareness for Undergraduate Programs). The goal of the program is to increase the number of low-income students who complete college degrees. A significant portion of the grant funding was designated for direct scholarship expenses. To build upon the existing success of OHLAP, the scholarships were targeted at OHLAP students with the greatest financial need.

**Amount of the Scholarship:** In 2002-03, the GEAR UP funds allowed an eligible OHLAP student to receive an additional award that doubled the amount of their regular OHLAP scholarship (hence the name OHLAP-Plus). For example, an OHLAP student who received a \$1,500 regular OHLAP scholarship could receive another \$1,500 OHLAP-Plus scholarship from the GEAR UP grant [Example: \$1,500 OHLAP + \$1,500 OHLAP-Plus = \$3,000].

**2002-03 Student Eligibility Requirements:** The OHLAP-Plus eligibility criteria was modified in 2002-03 due to the dramatic increase in the number of OHLAP students. An additional limitation requiring students to have an EFC (Expected Family Contribution) of \$1,000 or less was implemented to ensure that available funds would be focused on students with the greatest financial need. To receive the OHLAP-Plus award in 2002-03, the student had to meet the following criteria:

- Received a regular OHLAP award
- Received a federal Pell grant award (which is need-based) with an EFC of \$1,000 or less
- Had remaining unmet need within their defined “cost of attendance”. For example, the OHLAP-Plus awards could substitute for student loans.

The OHLAP-Plus award will be phased out, beginning in 2003-04. Only OHLAP participants graduating high school in 2002 and prior years will be eligible for the OHLAP-Plus scholarship. The remaining funds available for the award should be sufficient to continue paying the award to those OHLAP college students who had previously received the award.

### **Highlights:**

- A little less than half (45%) of the OHLAP college students received an OHLAP-Plus award in 2002-03— \$2.0 million was distributed to over 1,200 students.
- OHLAP students attending higher cost institutions (comprehensive and regional public universities, private universities) were most likely to have unmet need and therefore also most likely to receive OHLAP-Plus scholarships. Approximately 46% of OHLAP students at the public comprehensive and regional universities received the award; the percentage at private universities was 56%. Around 36% of OHLAP students at public two-year colleges received OHLAP-Plus.

**Oklahoma Higher Learning Access Program  
2002-2003 Scholarships**

Institution	Fall 2002		Spring 2003		Summer 2003	
	\$ Amount	# of Students	\$ Amount	# of Students	\$ Amount	# of Students
Oklahoma State Univ.	\$458,955.20	452	\$445,312.40	433	\$54,225.40	134
Univ. of Oklahoma/OUHSC	\$399,743.80	413	\$395,344.20	415	\$41,804.60	115
<b>Subtotal</b>	<b>\$858,699.00</b>	<b>865</b>	<b>\$840,656.60</b>	<b>848</b>	<b>\$96,030.00</b>	<b>249</b>
Cameron University	\$58,826.33	81	\$50,508.42	67	\$7,105.50	26
East Central Univ.	\$112,679.95	151	\$109,051.05	143	\$13,247.70	41
Langston University	\$25,963.40	31	\$26,185.00	33	\$3,641.85	10
Northeastern State Univ.	\$143,150.75	181	\$141,722.90	176	\$17,342.10	53
Northwestern Okla. State Univ.	\$59,510.40	80	\$57,287.85	76	\$4,094.40	20
Okla. Panhandle State Univ.	\$3,454.95	6	\$4,326.70	6	\$687.00	2
Rogers State Univ.	\$25,686.85	36	\$19,664.00	30	\$3,825.80	14
Southeastern Okla State Univ.	\$84,642.00	115	\$75,838.21	103	\$13,138.00	46
Southwestern Okla State Univ.	\$162,012.75	201	\$146,194.70	180	\$15,157.05	49
SWOSU-Sayre	\$16,590.80	21	\$20,525.10	25	\$3,531.15	11
Univ. of Central Oklahoma	\$167,526.00	231	\$151,731.10	207	\$14,839.55	51
Univ. of Science and Arts of Okla.	\$24,787.90	33	\$24,233.60	35	\$10,106.15	15
<b>Subtotal</b>	<b>\$884,832.08</b>	<b>1167</b>	<b>\$827,268.63</b>	<b>1081</b>	<b>\$106,716.25</b>	<b>338</b>
Carl Albert State College	\$27,833.87	49	\$26,807.02	47	\$4,244.20	18
Connors State College	\$16,725.40	34	\$10,974.00	22	\$0.00	0
Eastern Oklahoma State College	\$24,874.40	45	\$22,009.28	38	\$0.00	0
Murray State College	\$26,223.95	43	\$25,021.55	42	\$1,910.90	9
Northeastern Oklahoma A&M Coll.	\$14,018.05	28	\$13,403.35	26	\$1,297.80	6
Northern Oklahoma College	\$26,316.45	57	\$25,775.75	54	\$1,838.55	14
Oklahoma City Community College	\$29,004.80	74	\$31,937.35	79	\$8,832.25	44
Redlands Community College	\$11,319.70	23	\$10,995.25	23	\$576.80	4
Rose State College	\$27,073.55	80	\$27,073.55	82	\$9,167.06	53
Seminole State College	\$16,366.70	33	\$15,249.15	33	\$1,009.40	4
Tulsa Community College	\$35,538.60	85	\$35,977.80	89	\$5,087.40	29
Western Oklahoma State College	\$17,556.35	35	\$18,093.90	39	\$2,559.55	12
<b>Subtotal</b>	<b>\$272,851.82</b>	<b>586</b>	<b>\$263,317.95</b>	<b>574</b>	<b>\$36,523.91</b>	<b>193</b>
OSU Tech - Oklahoma City	\$18,250.00	36	\$20,150.00	42	\$5,335.00	25
OSU Tech - Okmulgee	\$29,000.00	43	\$26,900.00	40	\$18,150.00	26
<b>Subtotal</b>	<b>\$47,250.00</b>	<b>79</b>	<b>\$47,050.00</b>	<b>82</b>	<b>\$23,485.00</b>	<b>51</b>
American Christian Coll & Sem.	\$1,019.70	1	\$1,019.70	1	\$0.00	0
Bacone College	\$7,591.10	9	\$4,362.05	5	\$0.00	0
Heritage College	\$1,081.50	1	\$2,163.00	2	\$0.00	0
Hillsdale Free Will Baptist College	\$4,871.90	6	\$3,285.70	4	\$0.00	0
Oklahoma Baptist University	\$24,302.85	28	\$22,603.35	26	\$0.00	0
Oklahoma Christian University	\$12,293.05	15	\$11,953.15	14	\$453.20	2
Oklahoma City University	\$19,261.00	23	\$17,278.25	21	\$169.95	1
Okla. Wesleyan University	\$4,701.95	6	\$4,135.45	5	\$0.00	0
Oral Roberts University	\$9,658.82	11	\$7,279.53	8	\$0.00	0
Southern Nazarene University	\$9,233.95	11	\$9,177.30	11	\$0.00	0
Spartan Schl of Aeronautics	\$0.00	0	\$550.00	1	\$0.00	0
St. Gregory's University	\$13,822.60	16	\$9,857.10	11	\$0.00	0
SW Coll. Of Christian Ministries	\$2,605.90	3	\$1,869.45	2	\$0.00	0
University of Tulsa	\$27,758.50	26	\$26,388.60	25	\$0.00	0
Tulsa Welding School	\$1,500.00	1	\$0.00	0	\$0.00	0
Vatterott College	\$1,200.00	1	\$1,200.00	2	\$600.00	1
<b>Subtotal</b>	<b>\$140,902.82</b>	<b>158</b>	<b>\$123,122.63</b>	<b>138</b>	<b>\$1,223.15</b>	<b>4</b>
Caddo Kiowa Tech Ctr	\$1,551.75	3	\$540.75	1	\$0.00	0
Gordon Cooper Tech Ctr	\$1,622.25	3	\$1,081.50	2	\$0.00	0
Kiamichi TC -Atoka	\$540.76	2	\$540.76	2	\$0.00	0
Pioneer Technology Ctr	\$540.75	1	\$540.75	1	\$228.00	1
Pontotoc Technology Ctr	\$270.38	1	\$270.38	1	\$0.00	0
Tulsa Technology Ctr	\$540.75	1	\$0.00	0	\$0.00	0
<b>Subtotal</b>	<b>\$5,066.64</b>	<b>11</b>	<b>\$2,974.14</b>	<b>7</b>	<b>\$228.00</b>	<b>1</b>
<b>Totals*</b>	<b>\$2,209,602.36</b>	<b>2866 *</b>	<b>\$2,104,389.95</b>	<b>2730 *</b>	<b>\$264,206.31</b>	<b>836 *</b>
Unduplicated student totals		2812		2669		820

\*Totals contain a duplicate number of students due to students enrolling at more than one institution.

OHLAP  
**“State Champion”**  
**High Schools**

(most OHLAP graduates; number shown in parentheses)

<u>Class</u>	<u>2003 Graduates*</u>	<u>8-Yr Total ('96-'03)*</u>
<b>B</b> Champs Runner-Up	Stringtown (9) Agra, Buffalo, Deer Creek-Lamont, Drummond, Eagletown, Granite, Kremlin, Milburn & Moss (8)	Buffalo (37) Leedey (31)
<b>A</b> Champs Runner-Up	Timberlake (17) Tushka (13)	Timberlake (47) Mtn. View-Gotebo (43)
<b>2A</b> Champs Runner-Up	Cordell & Hollis (21) Apache, Colbert & Vian (17)	Sayre (70) Hollis (68)
<b>3A</b> Champs Runner-Up	Atoka (23) Bethany & Fairview (21)	Fairview (82) Sulphur (50)
<b>4A</b> Champs Runner-Up	Broken Bow (39) Northeast Academy, OKC (30)	Locust Grove (85) Anadarko (80)
<b>5A</b> Champs Runner-Up	Southeast, OKC (33) Grove (30)	McAlester (95) Western Heights (82)
<b>6A</b> Champs Runner-Up	Enid (50) Mustang & Tahlequah (49)	Tahlequah (101) Enid (98)

\*Total graduates determined as of 10/30/03.

## OHLAP Students - by County and High School

Updated 3/11/04

County/High School	Graduates								County/High School	Graduates							
	'96	'97	'98	'99	'00	'01	'02			'03	'96	'97	'98	'99	'00	'01	'02
<b>Adair County</b>									<b>Caddo County (cont.)</b>								
WATTS HS	0	0	0	0	0	0	0	5	HINTON HS	0	0	1	0	1	0	2	15
WESTVILLE HS	0	3	0	0	1	1	3	11	FT COBB-BROXTON HS	0	0	1	0	2	3	4	8
STILWELL HS	6	2	3	6	2	5	8	28	BINGER-ONEY HS	3	0	0	0	2	1	2	7
CAVE SPGS HS	1	0	0	0	1	1	0	0	<b>Canadian County</b>								
COOKSON HILLS CHRISTIAN	0	0	2	1	2	2	5	3	PIEDMONT HS	0	0	0	0	0	1	0	6
<b>Alfalfa County</b>									YUKON HS	0	0	0	0	1	3	8	15
BURLINGTON HS	1	3	0	2	2	1	1	3	EL RENO HS	6	1	4	2	1	5	7	25
CHEROKEE HS	0	0	0	0	1	0	2	8	UNION CITY HS	1	1	0	1	1	0	1	1
TIMBERLAKE HS	3	1	4	5	10	4	3	17	MUSTANG HS	0	1	0	3	2	5	7	49
<b>Atoka County</b>									CALUMET HS	0	0	0	0	2	0	2	4
STRINGTOWN HS	0	0	2	3	4	0	2	9	SW COVENANT CHRISTIAN	0	0	0	0	0	0	0	0
ATOKA HS	3	2	0	2	1	6	8	23	<b>Carter County</b>								
TUSHKA HS	9	5	1	4	0	1	6	13	ARDMORE HS	1	2	0	2	8	6	10	22
CANEY HS	0	1	0	0	0	0	2	3	SPRINGER HS	0	0	0	0	0	0	1	0
<b>Beaver County</b>									PLAINVIEW HS - ARDMORE	1	0	1	4	1	1	3	7
BEAVER HS	0	0	0	0	0	0	0	1	LONE GROVE HS	12	1	3	9	2	1	3	9
BALKO HS	0	0	0	0	0	0	0	2	WILSON HS - WILSON	0	0	3	1	1	0	2	10
FORGAN HS	2	2	0	0	0	0	0	1	HEALDTON HS	0	0	0	0	1	0	3	1
TURPIN HS	2	0	2	1	1	0	1	8	FOX HS	0	0	0	1	0	0	3	5
<b>Beckham County</b>									DICKSON HS	1	0	0	0	1	1	6	14
MERRITT HS	0	0	0	0	0	1	6	9	BEAVERS ADVENTIST	0	0	0	0	0	0	0	0
ELK CITY HS	0	0	0	6	1	5	3	16	<b>Cherokee County</b>								
SAYRE HS	8	2	3	10	21	9	11	6	SEQUOYAH HS - TAHLEQUAH	0	0	0	0	2	2	3	8
CARTER HS	0	0	0	0	3	1	0	0	KEYS HS	0	0	0	0	0	0	0	0
ERICK HS	0	0	2	3	3	4	1	7	HULBERT HS	0	0	0	1	0	1	3	4
<b>Blaine County</b>									TAHLEQUAH HS	0	1	1	5	8	7	30	50
OKEENE HS	3	0	0	3	2	2	5	6	TAHLEQUAH ALT.	0	0	0	0	0	0	0	1
WATONGA HS	4	2	3	3	8	4	2	11	<b>Choctaw County</b>								
GEARY HS	5	0	0	0	1	0	2	2	BOSWELL SR HS	0	0	0	0	0	1	5	4
CANTON SR HS	0	2	1	2	0	3	2	10	FT TOWSON HS	1	0	0	0	3	0	3	6
<b>Bryan County</b>									SOPER HS	0	0	0	0	0	0	2	3
SILLO HS	0	0	0	0	0	1	2	5	HUGO HS	4	2	1	0	2	4	7	26
ROCK CREEK HS	0	1	1	0	1	1	5	10	GOODLAND CHRISTIAN	0	0	0	0	0	0	0	0
ACHILLE HS	0	0	0	0	0	0	4	9	<b>Cimaron County</b>								
COLBERT HS	0	1	1	1	2	2	3	17	BOISE CITY HS	2	0	2	2	1	0	3	10
CADDO HS	0	0	0	0	1	3	0	2	FELT HS	1	0	1	0	1	0	2	3
BENNINGTON SR HS	4	0	0	0	1	2	1	5	KEYES HS	0	0	0	0	0	0	0	3
CALERA HS	0	0	0	0	1	0	6	6	<b>Cleveland County</b>								
DURANT HS	4	1	3	4	6	3	10	30	MOORE HS	0	1	1	3	5	5	13	37
VICTORY LIFE ACADEMY	0	0	0	0	0	0	0	0	WESTMOORE HS	2	0	0	3	2	4	6	19
<b>Caddo County</b>									NORMAN HS	2	1	2	1	7	10	14	30
RIVERSIDE INDIAN SCHL	0	0	0	0	0	0	1	0	NORMAN HS NORTH	0	0	0	1	2	1	7	19
HYDRO HS	0	0	0	0	0	0	0	0	NOBLE HS	3	0	1	4	2	3	8	20
HYDRO-EAKLY HS	0	0	0	0	0	2	3	6	LEXINGTON HS	0	1	0	0	0	1	3	9
LOOKEBA-SICKLES HS	0	1	0	1	3	2	1	3	LITTLE AXE HS	1	0	0	0	1	2	1	8
ANADARKO HS	4	0	5	7	11	12	15	26	COMMUNITY CHRISTIAN	0	0	0	0	0	0	0	1
CARNEGIE HS	2	0	4	4	5	3	7	13	<b>Coal County</b>								
BOONE-APACHE HS	1	0	0	5	5	5	8	17	COALGATE HS	0	0	0	1	1	0	6	13
CYRIL HS	0	0	0	0	2	2	0	1	TUPELO HS	0	0	2	0	1	0	2	5
GRACEMONT HS	0	0	0	0	0	0	0	3	OLNEY HS	1	0	0	2	1	0	0	1
EAKLY HS	0	0	0	3	0	0	0	0									
CEMENT HS	0	0	0	0	0	1	4	5									

Graduates

Graduates

County/High School	'96	'97	'98	'99	'00	'01	'02	'03
<b>Comanche County</b>								
CACHE SR HS	1	1	1	0	1	2	1	4
INDIAHOMA HS	0	0	0	1	0	0	1	3
STERLING HS	0	0	0	0	0	0	5	3
GERONIMO HS	0	0	0	0	0	1	3	7
EISENHOWER HS	2	2	3	4	3	3	6	42
LAWTON HS	0	0	2	2	10	9	15	27
MAC ARTHUR HS	1	1	3	9	1	4	2	17
TAFT ALT. ACADEMY	0	0	0	0	0	0	0	0
FLETCHER HS	0	0	1	0	2	0	3	9
ELGIN HS	0	0	0	2	0	0	2	8
CHATTANOOGA HS	0	0	0	0	0	0	2	5
LAWTON CHRISTIAN SCHL	0	0	0	0	0	0	0	0
<b>Cotton County</b>								
WALTERS HS	2	0	0	0	2	2	4	15
TEMPLE HS	0	0	0	0	0	0	1	5
BIG PASTURE HS	0	0	0	0	0	0	0	1
<b>Craig County</b>								
WHITE OAK HS	0	0	1	0	1	0	1	1
KETCHUM HS	0	0	1	1	7	4	5	9
WELCH HS	0	1	0	0	1	0	0	0
BLUEJACKET HS	1	0	0	0	0	0	0	1
VINITA HS	0	0	0	1	4	1	2	5
<b>Creek County</b>								
BRISTOW HS	7	1	3	6	5	5	9	23
MANNFORD HS	3	4	2	7	5	3	7	16
MOUNDS HS	1	0	0	1	5	1	0	8
OLIVE HS	0	1	0	4	0	5	4	3
KIEFER HS	0	0	2	0	0	0	0	6
OILTON HS	0	0	0	0	0	0	0	3
DEPEW HS	1	4	2	7	6	2	5	12
KELLYVILLE HS	0	0	0	0	1	0	2	1
SAPULPA HS	0	0	1	2	1	3	9	24
DRUMRIGHT HS	0	0	0	1	0	1	3	3
<b>Custer County</b>								
CARNEGIE HS	0	0	0	0	0	0	0	0
ARAPAHO HS	0	0	1	0	2	2	1	6
THOMAS HS	0	0	0	1	1	6	5	10
WEATHERFORD HS	3	2	5	1	4	4	2	14
BUTLER HS	2	1	0	1	2	1	1	2
CLINTON HS	0	0	1	0	1	2	8	23
<b>Delaware County</b>								
JAY HS	1	0	0	1	1	0	5	13
GROVE HS	9	5	1	1	3	6	2	30
KANSAS HS	0	1	1	1	0	2	6	15
COLCORD HS	2	0	0	3	2	3	3	2
OAKS MISSION HS	1	0	0	0	0	1	1	1
<b>Dewey County</b>								
VICI HS	5	3	0	0	0	0	0	3
SEILING HS	0	1	2	2	5	2	0	5
TALOGA HS	0	0	0	0	0	0	2	3
<b>Ellis County</b>								
FARGO HS	0	1	1	1	2	1	0	4
ARNETT HS	2	0	1	1	3	2	1	2
GAGE HS	3	1	1	0	0	0	1	0
SHATTUCK HS	0	0	0	2	7	0	3	0

County/High School	'96	'97	'98	'99	'00	'01	'02	'03
<b>Garfield County</b>								
WAUKOMIS HS	0	0	0	0	0	0	1	2
KREMLIN HS	0	0	0	0	3	0	0	8
CHISHOLM HS	2	1	1	1	1	1	0	12
GARBER HS	0	0	0	2	1	0	1	5
PIONEER-PLEASANT VALE HS	0	1	2	6	1	4	7	5
ENID HS	8	3	2	6	8	10	11	51
LINCOLN ALT.	0	0	0	0	0	0	0	0
DRUMMOND HS	0	0	0	2	0	0	0	8
COVINGTON-DOUGLAS HS	1	2	1	0	1	2	2	5
OKLA BIBLE ACADEMY	0	0	0	0	2	1	0	4
<b>Garvin County</b>								
STRATFORD HS	0	0	1	0	3	4	5	7
PAOLI HS	0	1	0	0	0	5	2	3
MAYSVILLE HS	0	0	0	1	3	3	3	7
LINDSAY HS	1	1	2	0	0	1	0	6
PAULS VALLEY HS	3	1	3	1	3	2	9	23
WYNNEWOOD HS	1	1	1	2	2	6	5	12
ELMORE CITY HS	0	1	2	0	1	1	1	4
<b>Grady County</b>								
CHICKASHA HS	4	0	0	4	2	3	5	7
MINCO HS	0	0	0	1	2	4	3	8
NINNEKAH HS	0	1	0	0	0	0	0	4
ALEX HS	0	0	1	0	0	3	2	7
RUSH SPRINGS HS	0	0	1	1	1	2	4	4
BRIDGE CREEK HS	1	0	0	0	0	0	2	5
TUTTLE HS	0	0	0	3	0	0	0	3
VERDEN HS	0	0	1	0	0	1	0	3
AMBER-POCASSET HS	0	0	0	0	0	0	4	5
<b>Grant County</b>								
WAKITA HS	0	0	0	1	1	2	4	2
MEDFORD HS	0	0	1	0	0	4	4	6
POND CREEK-HUNTER HS	0	0	1	1	1	2	4	1
DEER CREEK-LAMONT HS	0	0	0	2	1	0	0	8
<b>Greer County</b>								
MANGUM HS	4	0	0	0	0	2	7	9
GRANITE HS	2	0	0	3	2	3	0	8
<b>Harmon County</b>								
HOLLIS HS	9	5	2	4	8	7	12	21
<b>Harper County</b>								
LAVERNE HS	0	1	0	4	1	2	9	9
BUFFALO HS	3	0	7	2	7	3	7	8
<b>Haskell County</b>								
KINTA HS	0	0	0	0	1	0	1	3
STIGLER HS	3	0	0	0	1	2	4	7
MC CURTAIN HS	1	0	0	1	0	1	3	4
KEOTA HS	3	0	0	0	4	1	2	11
<b>Hughes County</b>								
MOSS HS	3	0	3	6	2	0	0	8
WETUMKA HS	0	0	1	0	2	0	2	1
DUSTIN HS	3	2	0	0	0	0	0	0
HOLDENVILLE HS	0	0	0	0	7	4	11	20
CALVIN HS	0	1	0	2	3	4	3	4
STUART HS	6	3	0	2	1	2	1	5

County/High School	Graduates							
	'96	'97	'98	'99	'00	'01	'02	'03
<b>Jackson County</b>								
NAVAJO HS	4	1	2	0	0	1	1	7
DUKE HS	0	1	0	0	0	0	1	3
ALTUS HS	3	0	1	1	4	3	11	19
ELDORADO HS	0	0	0	0	0	0	2	2
OLUSTEE HS	0	0	0	0	0	0	5	5
BLAIR HS	0	0	0	1	0	0	2	10
<b>Jefferson County</b>								
RYAN HS	0	0	0	2	1	0	2	1
RINGLING HS	1	0	2	3	3	2	8	6
WAURIKA HS	0	0	1	1	3	2	6	12
<b>Johnston County</b>								
MILL CREEK HS	0	0	0	1	1	0	0	1
TISHOMINGO HS	0	0	1	1	2	1	2	7
MILBURN HS	0	0	0	0	0	0	6	8
COLEMAN HS	0	0	0	0	0	0	0	3
WAPANUCKA HS	0	0	0	0	0	1	2	0
<b>Kay County</b>								
BRAMAN HS	0	0	0	1	0	0	1	1
NEWKIRK SR HS	3	0	0	0	3	1	5	7
BLACKWELL HS	0	0	1	6	1	3	9	9
PONCA CITY HS	1	1	1	4	2	3	10	25
TONKAWA HS	0	0	1	0	1	2	3	8
<b>Kingfisher County</b>								
DOVER HS	0	0	0	0	0	1	1	3
LOMEGA HS	1	0	1	3	3	3	4	5
KINGFISHER HS	2	0	4	2	2	3	5	12
HENNESSEY HS	1	0	1	0	0	2	0	14
CASHION HS	0	0	1	1	1	0	0	2
OKARCHE HS	0	0	0	1	0	0	0	1
<b>Kiowa County</b>								
HOBART HS	4	1	1	5	4	4	5	17
LONE WOLF HS	0	0	0	0	1	0	1	6
MTN VIEW-GOTEBO HS	4	5	3	6	9	3	3	10
SNYDER HS	1	1	0	1	0	1	4	9
<b>Latimer County</b>								
WILBURTON HS	0	0	0	0	0	0	3	3
RED OAK HS	0	0	0	1	0	0	0	0
BUFFALO VALLEY H S	0	0	0	2	1	2	1	1
PANOLA HS	0	0	0	0	2	0	1	0
<b>LeFlore County</b>								
SPIRO HS	2	0	2	0	1	1	4	7
HEAVENER HS	0	0	0	0	0	0	3	5
POCOLA HS	1	0	0	0	1	0	1	2
LE FLORE HS	5	5	0	2	0	0	1	1
CAMERON HS	0	0	1	0	3	3	2	4
PANAMA SR HS	0	0	1	0	0	0	0	2
BOKOSHE HS	1	0	4	3	1	1	0	6
POTEAU HS	0	0	0	0	2	1	1	9
WISTER HS	3	0	0	1	0	1	2	3
TALIHINA HS	0	0	0	1	2	1	1	7
WHITESBORO HS	0	0	0	0	2	0	0	1
HOWE HS	0	0	0	0	0	0	3	1
ARKOMA HS	0	0	1	1	1	1	0	0

County/High School	Graduates							
	'96	'97	'98	'99	'00	'01	'02	'03
<b>Lincoln County</b>								
CHANDLER HS	2	0	2	2	3	0	2	7
DAVENPORT HS	0	2	1	4	2	1	2	2
WELLSTON HS	0	0	0	0	0	1	0	4
STROUD HS	1	0	0	1	0	8	3	6
MEEKER HS	6	3	4	4	3	2	3	8
PRAGUE SR HS	0	0	0	0	2	0	1	10
CARNEY HS	1	1	2	0	1	0	2	2
AGRA HS	4	0	1	0	0	0	2	8
<b>Logan County</b>								
GUTHRIE HS	1	2	3	0	1	0	1	6
CRESCENT MID & SR HS	0	0	0	1	0	2	0	5
MULHALL-ORLANDO HS	1	0	1	2	1	1	0	0
COYLE HS	1	3	0	0	1	2	9	8
<b>Love County</b>								
THACKERVILLE HS	2	0	0	0	0	0	0	3
TURNER HS	0	0	0	2	2	0	2	0
MARIETTA HS	0	3	1	1	3	0	0	5
<b>Major County</b>								
RINGWOOD HS	0	1	0	0	1	0	1	6
ALINE-CLEO SPGS HS	0	0	2	5	3	5	1	5
FAIRVIEW HS	5	8	7	15	8	5	13	21
CIMARRON HS	1	3	2	2	2	1	1	8
<b>Marshall County</b>								
MADILL HS	1	1	0	2	1	4	4	11
KINGSTON HS	0	0	0	0	0	0	1	15
<b>Mayes County</b>								
PRYOR HS	6	2	0	6	4	4	2	13
ADAIR HS	4	1	0	0	2	2	7	13
SALINA HS	1	1	0	3	2	0	1	5
LOCUST GROVE H S	6	7	5	10	14	10	8	25
CHOUTEAU HS	0	0	1	1	4	0	2	1
BRADFORD CHRISTIAN	0	0	0	0	1	1	0	0
<b>McClain County</b>								
NEWCASTLE HS	4	0	1	1	0	0	2	4
DIBBLE HS	0	0	0	0	1	1	1	7
WASHINGTON HS	5	1	0	1	0	2	0	1
WAYNE HS	0	0	0	0	1	2	7	4
PURCELL HS	2	1	0	1	4	2	2	9
BLANCHARD HS	0	0	0	2	1	5	4	6
MEMORIAL CHRISTIAN	0	0	0	0	0	0	0	0
<b>McCurtain County</b>								
IDABEL HS	1	0	6	4	0	3	8	22
HAWORTH HS	1	0	0	0	0	1	7	6
VALLIANT HS	3	0	4	5	2	9	7	13
EAGLETOWN HS	0	0	1	2	2	0	1	8
SMITHVILLE HS	0	0	0	1	0	0	3	5
WRIGHT CITY H S	3	1	1	0	1	1	1	9
BATTIEST HS	0	1	0	1	0	0	5	7
BROKEN BOW HS	2	2	1	3	5	3	13	39
<b>McIntosh County</b>								
EUFAULA HS	0	0	0	1	5	11	11	23
CHECOTAH HS	4	0	0	2	2	2	3	24
MIDWAY HS	0	0	0	0	0	1	0	0
HANNA HS	0	1	1	3	0	1	3	1

County/High School	Graduates							
	'96	'97	'98	'99	'00	'01	'02	'03
<b>Murray County</b>								
OKLA SCH FOR DEAF	0	0	1	0	0	1	0	0
SULPHUR HS	4	6	2	3	5	3	9	19
DAVIS HS	2	0	0	1	1	2	4	12
<b>Muskogee County</b>								
PARKVIEW-OK SCH FOR	0	0	0	0	0	0	0	3
HASKELL HS	1	0	0	0	1	0	0	13
FT GIBSON HS	4	1	2	0	4	0	2	23
BOYNTON HS	0	0	1	0	0	0	0	0
WEBBERS FALLS HS	0	1	0	0	1	2	3	2
OKTAHA HS	2	0	0	0	0	0	2	6
MUSKOGEE HS	1	2	0	1	3	5	8	32
HILLDALE HS	0	0	0	0	1	0	2	6
BRAGGS HS	0	0	2	0	0	0	0	2
WARNER HS	0	0	0	0	0	0	7	6
PORUM HS	0	0	0	0	0	0	0	12
BOULEVARD CHRISTIAN	0	0	0	0	0	0	0	0
<b>Noble County</b>								
PERRY HS	2	1	0	0	1	2	0	8
BILLINGS HS	0	0	0	0	0	0	1	4
FRONTIER HS	0	0	0	1	0	0	1	8
MORRISON HS	1	1	1	1	2	1	0	7
<b>Nowata County</b>								
OKLAHOMA UNION HS	0	0	0	0	1	1	2	3
NOWATA HS	1	0	0	1	1	0	2	3
S COFFEYVILLE HS	0	0	0	0	0	0	0	1
<b>Okfuskee County</b>								
MASON HS	1	0	0	0	0	0	4	3
BOLEY HS	0	0	0	1	1	1	1	0
PADEN HS	1	0	0	3	3	1	1	5
OKEMAH HS	1	1	1	1	0	4	1	2
WELEETKA HS	0	0	0	0	0	1	0	5
GRAHAM HS	1	0	0	0	0	0	0	0
<b>Oklahoma County</b>								
PUTNAM CITY HS	2	0	6	2	5	6	6	24
PUTNAM CITY NORTH HS	0	0	0	0	1	0	5	33
PUTNAM CITY WEST HS	2	0	3	4	7	4	5	28
PUTNAM CITY ACADEMY	0	0	0	0	0	0	1	3
LUTHER HS	1	0	0	0	1	1	0	5
CHOCTAW HS	8	0	1	1	1	0	2	9
DEER CREEK HS	0	0	0	0	0	0	0	7
HARRAH HS	3	0	0	0	1	0	2	14
JONES HS	0	0	0	1	0	1	7	13
EDMOND MEMORIAL HS	0	0	0	0	1	1	2	18
EDMOND NORTH HS	0	0	1	0	1	2	9	8
EDMOND SANTA FE	0	0	0	0	2	1	4	15
BOULEVARD ACADEMY	0	0	0	0	0	0	0	0
MILLWOOD HS	2	0	1	0	5	2	6	12
WESTERN HGTS HS	6	2	5	15	9	10	16	19
CARL ALBERT HS	3	0	3	0	2	1	3	18
DEL CITY HS	7	2	0	5	6	3	10	32
MIDWEST CITY HS	6	1	1	2	4	3	13	18
CROOKED OAK HS	1	0	2	2	2	4	4	12
BETHANY HS	0	0	1	0	0	4	1	21
BELLE ISLE SECONDARY - HS	0	0	0	0	0	0	0	0
CESAR CHAVEZ ALT.	0	0	0	0	0	0	0	0

County/High School	Graduates							
	'96	'97	'98	'99	'00	'01	'02	'03
<b>Oklahoma County (cont.)</b>								
CAPITOL HILL HS	5	0	0	0	0	1	15	4
CLASSEN HS/ADV. STUDENTS	0	2	2	3	5	4	10	29
DOUGLASS HS	4	0	4	3	1	3	7	15
EMERSON ALT. ED. CTR.	0	0	0	1	0	1	1	0
SAVE ACADEMY	0	0	0	0	0	0	0	0
U. S. GRANT HS	2	0	4	5	11	8	8	13
JOHN MARSHALL HS	6	1	0	3	4	10	5	28
NORTHEAST ACAD. OF	2	0	1	2	3	11	9	30
NORTHWEST CLASSEN HS	4	0	0	3	13	10	13	22
SOUTHEAST HS	1	1	4	8	4	11	19	33
STAR SPENCER HS	2	0	0	0	1	1	8	13
ASTEC	0	0	0	0	0	0	0	0
PATHWAYS MIDDLE COLLEGE	0	0	0	0	0	0	0	0
INDEPENDENCE CHARTER	0	0	0	0	0	0	0	0
JUSTICE AW SEEWORTH	0	0	0	0	0	0	0	0
ASTEC CHARTER MS	0	0	0	0	0	0	0	0
DOVE SCIENCE ACAD - OKC	0	0	0	0	0	0	0	0
JOHN WESLEY	0	0	0	0	0	0	0	0
SANTA FE SOUTH	0	0	0	0	0	0	0	0
KINGSPARK BAPTIST	0	0	0	0	0	0	0	0
CASADY SCHL	0	0	0	0	0	0	0	1
HERITAGE HALL	0	0	0	0	0	0	0	0
HERITAGE HALL UPPER SCH	0	0	0	0	0	0	0	0
MT ST MARYS HS	0	0	0	0	2	0	2	8
BISHOP MC GUINNESS	0	0	0	0	0	1	0	11
CHRISTIAN HERITAGE	0	0	0	0	0	0	0	3
GRACE CHRISTIAN ACADEMY	0	0	0	0	0	0	0	1
OKLAHOMA CHRISTIAN	0	0	0	0	0	0	0	1
OKLAHOMA CHRISTIAN	0	0	0	0	0	0	0	0
MID-DEL CHRISTIAN	0	0	0	0	0	0	0	0
LIFE CHRISTIAN ACADEMY	0	0	0	0	0	0	0	0
HARVEST CHRISTIAN SCHL	0	0	0	0	0	0	0	1
OKLA SCHL OF SCIENCE &	4	4	1	3	0	2	5	9
<b>Okmulgee County</b>								
OKMULGEE HS	9	1	0	3	5	9	8	13
HENRYETTA HS	0	0	0	0	0	0	1	4
MORRIS HS	2	0	0	0	1	3	2	10
BEGGS HS	3	1	0	0	0	1	7	7
PRESTON HS	1	3	1	4	5	2	6	7
SCHULTER HS	0	0	0	0	0	0	0	0
WILSON HS - HENRYETTA	2	1	1	1	0	1	0	1
DEWAR HS	0	1	0	0	0	0	1	1
<b>Osage County</b>								
PAWHUSKA HS	1	2	2	3	3	2	14	17
SHIDLER HS	1	0	0	1	3	1	1	1
BARNSDALL HS	0	1	0	1	0	0	1	3
WYNONA HS	0	0	0	1	0	0	0	0
HOMINY HS	2	1	0	1	2	0	0	11
PRUE HS	1	0	0	0	1	2	1	1
WOODLAND HS	4	1	0	1	0	0	7	9

Graduates

Graduates

County/High School	'96	'97	'98	'99	'00	'01	'02	'03
<b>Ottawa County</b>								
WYANDOTTE HS	1	1	1	0	2	0	3	5
QUAPAW HS	0	0	0	0	0	1	0	4
PICHER-CARDIN HS	0	1	1	2	2	1	1	3
COMMERCE HS	0	1	0	2	0	2	1	6
MIAMI HS	1	0	0	1	2	3	1	18
AFTON HS	1	0	1	1	3	2	3	6
FAIRLAND HS	5	1	0	0	0	0	1	12
<b>Pawnee County</b>								
PAWNEE HS	6	1	0	0	2	1	0	6
CLEVELAND HS	3	0	1	2	7	1	3	23
<b>Payne County</b>								
RIPLEY HS	3	0	0	3	3	3	3	12
STILLWATER HS	2	3	0	6	4	4	15	32
LINCOLN ALT.	0	0	0	0	0	0	1	0
PERKINS-TRYON HS	1	0	1	4	3	3	6	17
CUSHING HS	1	0	2	0	0	1	2	17
GLENCOE HS	0	0	0	0	1	0	0	6
YALE HS	0	2	2	0	0	1	9	10
<b>Pittsburg County</b>								
HARTSHORNE HS	1	1	1	1	0	4	5	7
CANADIAN HS	0	0	0	1	2	3	5	4
HAILEYVILLE HS	0	0	0	2	0	0	3	6
KIOWA HS	2	1	0	0	0	1	0	3
QUINTON HS	1	2	0	1	1	4	2	11
INDIANOLA HS	0	1	0	1	1	0	1	10
CROWDER HS	2	0	4	2	5	2	2	5
SAVANNA HS	0	0	0	0	1	0	0	6
PITTSBURG HS	0	0	0	0	1	0	0	2
MC ALESTER HS	8	11	4	13	8	18	10	23
KEY ACADEMY	0	0	0	0	0	0	0	0
<b>Ponotoc County</b>								
ALLEN HS	0	0	1	1	0	4	6	10
VANOSS HS	1	0	0	0	0	0	1	7
BYNG HS	6	0	4	0	2	2	9	18
ADA HS	2	2	0	0	4	1	3	7
MC LISH HS	0	0	0	0	0	2	3	2
LATTA HS	2	1	1	1	5	2	2	4
STONEWALL HS	0	0	1	1	1	0	2	6
ROFF HS	0	0	1	3	3	1	3	6
<b>Pottawatomie County</b>								
MC LOUD HS	1	1	1	0	1	2	2	15
DALE HS	0	0	1	0	1	1	0	15
BETHEL HS	0	0	1	0	0	0	2	3
MACOMB HS	0	2	0	3	0	4	4	3
EARLSBORO HS	0	0	1	0	2	1	3	5
TECUMSEH HS	0	0	0	0	1	4	3	15
SHAWNEE HS	6	1	5	5	3	6	22	21
SHAWNEE ALT HS	0	0	0	0	0	1	0	0
ASHER HS	0	3	5	1	0	1	1	1
WANETTE HS	2	0	2	0	1	0	1	5
MAUD SR HS	1	1	0	0	0	2	3	4
LIBERTY ACADEMY	0	0	0	0	0	0	0	1

County/High School	'96	'97	'98	'99	'00	'01	'02	'03
<b>Pushmataha County</b>								
RATTAN HS	1	2	0	1	1	2	5	6
CLAYTON HS	3	0	1	1	0	4	4	2
ANTLERS HS	0	0	1	0	1	4	5	20
MOYERS HS	0	0	0	0	0	0	0	6
<b>Roger Mills County</b>								
LEEDEY HS	2	1	2	5	3	6	7	5
REYDON HS	0	0	0	0	2	0	1	1
CHEYENNE HS	1	0	2	0	1	1	2	2
SWEETWATER HS	0	0	0	0	1	1	1	2
HAMMON HS	0	0	1	0	4	2	2	7
<b>Rogers County</b>								
CLAREMORE HS	1	0	3	3	4	0	3	18
CATOOSA HS	0	1	0	1	1	0	0	5
CHELSEA HS	0	0	0	1	2	0	2	4
OOLOGAH-TALALA HS	0	0	0	0	2	0	4	6
INOLA HS	0	0	0	0	0	1	0	5
SEQUOYAH HS - CLAREMORE	0	0	0	2	0	0	1	6
FOYIL HS	0	0	0	0	0	1	1	5
VERDIGRIS HS	0	0	0	0	0	1	0	3
<b>Seminole County</b>								
SEMINOLE HS	2	2	2	0	1	3	5	8
WEWOKA HS	2	0	0	0	0	1	4	7
BOWLEGS HS	0	0	0	0	3	1	1	5
KONAWA HS	0	0	0	4	5	0	7	9
NEW LIMA HS	0	0	1	0	0	0	1	1
VARNUM HS	2	1	1	1	0	2	0	6
SASAKWA HS	0	0	0	0	0	0	0	0
STROTHER HS	3	0	0	1	0	1	3	2
BUTNER HS	2	0	0	1	2	0	2	4
<b>Sequoyah County</b>								
WEBBERS FALLS HS	0	0	0	0	0	1	0	0
SALLISAW HS	4	0	3	2	3	6	7	6
VIAN HS	0	0	0	0	0	4	5	17
MULDROW HS	3	0	0	0	0	4	7	15
GANS HS	0	0	0	0	0	0	2	4
ROLAND HS	1	0	0	1	2	0	2	7
GORE HS	0	0	0	1	3	5	5	12
CENTRAL HS-SALLISAW	0	0	0	0	0	1	1	6
<b>Stephens County</b>								
DUNCAN HS	1	0	1	2	0	1	3	13
COMANCHE HS	0	0	1	1	1	0	0	15
MARLOW HS	1	0	0	0	1	1	4	13
VELMA-ALMA HS	0	0	1	0	1	4	3	8
EMPIRE HS	0	0	0	0	2	4	4	10
CENTRAL HS-MARLOW	0	0	0	0	0	0	0	3
BRAY-DOYLE HS	2	0	0	2	2	3	3	7
<b>Texas County</b>								
YARBROUGH HS	0	0	0	0	0	0	0	0
GUYMON HS	1	0	0	1	1	0	1	7
HARDESTY HS	0	0	0	0	0	0	0	3
HOOVER HS	1	1	2	1	1	0	4	11
TYRONE HS	0	1	1	0	0	0	0	0
GOODWELL HS	0	0	0	0	0	0	0	2
TEXHOMA HS	0	0	0	0	0	0	0	5



County/High School	Graduates							
	'96	'97	'98	'99	'00	'01	'02	'03
<b>Tillman County</b>								
TIPTON HS	0	0	0	1	4	2	4	5
DAVIDSON HS	1	0	0	0	0	0	1	3
FREDERICK HS	0	0	0	1	2	0	1	15
GRANDFIELD HS	3	0	3	1	2	3	2	6
<b>Tulsa County</b>								
CENTRAL HS-TULSA	12	0	0	2	3	4	4	11
EAST CENTRAL HS	6	3	1	2	0	3	3	10
EDISON HS	6	0	2	1	3	2	5	6
NATHAN HALE HS	5	0	2	2	1	0	5	12
TULSA HS FOR SCIENCE &	2	0	1	1	0	4	10	13
MEMORIAL HS - TULSA	2	0	0	1	1	5	2	11
WILL ROGERS HS	4	0	0	0	3	1	4	12
B T WASHINGTON HS	3	1	3	4	9	16	19	24
WEBSTER HS	4	0	3	1	4	4	5	18
MARGARET HUDSON	0	0	0	0	0	0	0	0
PROJECT 12	0	0	0	0	0	0	0	0
FRANKLIN YOUTH ACADEMY	0	0	0	0	0	0	0	0
DOVE SCIENCE ACAD - TULSA	0	0	0	0	0	0	0	0
TULSA SCHL OF ARTS AND	0	0	0	0	0	0	0	2
CHARLES PAGE HS	2	0	1	1	2	2	8	25
SAND SPRINGS ALT.	0	0	0	0	0	0	0	0
BROKEN ARROW HS	2	0	0	0	3	1	3	7
MARGARET HUDSON	0	0	0	0	0	0	0	0
BIXBY HS	0	0	2	0	1	1	3	8
JENKS HS	7	0	3	0	1	6	4	10
COLLINSVILLE HS	3	0	0	0	0	1	0	9
SKIATOOK HS	8	0	1	2	0	2	2	4
SPERRY HS	3	1	0	0	0	0	2	5
UNION HS	2	2	1	0	0	6	1	14
BERRYHILL HS	3	1	0	2	4	2	6	14
OWASSO HS	1	0	0	1	1	1	3	8
GLENPOOL HS	2	2	2	3	4	4	3	14
LIBERTY HS - MOUNDS	0	0	1	0	2	0	1	0
PEACE ACADEMY	0	0	0	0	0	0	0	0
ST AUGUSTINE ACADEMY	0	0	0	0	0	0	0	0
ST MARYS	1	0	0	0	0	0	0	0
GRACE FELLOWSHIP	0	0	0	0	0	2	0	1
BISHOP KELLEY HS	0	0	2	0	1	0	2	4
CASCIA HALL HS	0	0	0	0	0	0	0	2
TOWN & COUNTRY HS	0	0	0	0	0	0	0	0
METRO CHRISTIAN ACAD	1	0	0	0	1	0	1	2
HOLLAND HALL SCHL	0	0	0	0	1	0	0	2
NEW ADVENTURES ACAD.	0	0	0	0	0	0	0	0
VICTORY CHRISTIAN HS	0	0	3	5	2	3	2	5
WRIGHT CHRISTIAN ACADEM	0	0	0	0	0	0	0	1
LINCOLN CHRISTIAN SCHL	0	0	0	0	0	0	0	1
OKLA JOB CORPS	0	0	0	0	0	0	0	0

County/High School	Graduates							
	'96	'97	'98	'99	'00	'01	'02	'03
<b>Wagoner County</b>								
OKAY HS	4	0	0	0	1	0	2	0
COWETA HS	0	1	0	2	2	3	4	3
WAGONER HS	3	0	1	2	2	0	0	5
PORTER CONSOLIDATED	0	1	1	2	0	1	3	3
<b>Washington County</b>								
COPAN HS	0	0	0	0	0	0	1	6
DEWEY HS	0	0	0	0	0	2	2	3
CANEY VALLEY HS	0	0	0	1	3	1	2	6
BARTLESVILLE HS	6	3	5	2	2	8	6	30
AMERICAN CHRISTIAN SCHL	0	0	0	0	0	0	0	0
WESLEYAN CHRISTIAN ACAD	0	0	0	0	0	0	0	0
<b>Washita County</b>								
BLANCHE THOMAS HS	1	0	1	6	2	2	9	10
WASHITA HEIGHTS HS	1	0	0	3	0	1	10	3
BURNS FLAT-DILL CITY HS	1	1	0	7	7	5	4	12
CANUTE HS	0	0	0	0	0	1	4	0
CORDELL HS	4	0	0	4	3	2	9	21
CORN BIBLE ACADEMY HS	0	0	2	2	2	1	3	4
<b>Woods County</b>								
ALVA SR HS	1	0	1	0	3	1	5	19
WAYNOKA HS	0	0	0	1	0	1	1	4
FREEDOM HS	1	0	0	1	0	3	0	3
<b>Woodward County</b>								
WOODWARD HS	7	1	2	4	9	7	23	25
MOORELAND HS	0	0	0	0	1	0	3	7
SHARON-MUTUAL HS	0	0	0	0	0	0	1	4
FT SUPPLY HS	0	0	0	0	2	0	1	2

	'96	'97	'98	'99	'00	'01	'02	'03
<b>STATEWIDE</b>								
<b>OHLAP GRADUATES</b>	637	257	370	631	826	886	1622	4191

UPDATED 03/11/04