



# HIGHER EDUCATION IMPACT




OKLAHOMA STATE REGENTS FOR HIGHER EDUCATION

*Improving our future by degrees*

## DISTRICT 45

OKLAHOMA CITY COMMUNITY COLLEGE · OKLAHOMA STATE UNIVERSITY - OKLAHOMA CITY · ROSE STATE COLLEGE · UNIVERSITY OF OKLAHOMA · UNIVERSITY OF OKLAHOMA HEALTH SCIENCES CENTER

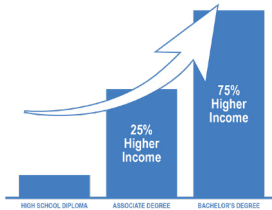


**SEN. PAUL ROSINO**  
R-Oklahoma City

## HIGHER EDUCATION IN OKLAHOMA

**More than 200,000** students enrolled annually

**More than 37,000** degrees and certificates awarded at all levels in the last academic year




Associate and bachelor's degree holders earn a median income **25% and 75% higher**, respectively, than those with only a high school diploma.



*U.S. News and World Report* 2021 rankings place Oklahoma tuition and fees as **11<sup>th</sup>-lowest in the nation**.




STEM degrees and certificates conferred at state system institutions **increased 43%** over the last decade. **More than 7,450 STEM** and **6,220 healthcare** degrees and certificates were awarded at all levels in the last academic year.



**Nearly 90%** of Oklahoma residents who earn an undergraduate degree remain and are employed in the state one year after graduation.



For every \$1 of state appropriations invested, the state system of higher education generates **\$9.40** in economic return.



Of the top 100 critical occupations in Oklahoma (2018-2028), **66** require an associate degree or higher.



Only **26.2%** of Oklahoma citizens hold a bachelor's degree or higher. The national average is more than 33%, and of our surrounding states—including Arkansas, New Mexico, Missouri, Texas, Kansas, and Colorado—only Arkansas has fewer citizens with a bachelor's degree or higher.



Oklahoma ranks **50<sup>th</sup> in the nation** in the percent change in state fiscal support for higher education from 2010-2020, with a **37.2% decline** in public higher education appropriations per FTE.

# 2022 HIGHER EDUCATION IMPACT

## DISTRICT 45

OKLAHOMA CITY COMMUNITY COLLEGE · OKLAHOMA STATE UNIVERSITY - OKLAHOMA CITY · ROSE STATE COLLEGE · UNIVERSITY OF OKLAHOMA · UNIVERSITY OF OKLAHOMA HEALTH SCIENCES CENTER

### BY THE NUMBERS

#### Enrollment

- During the 2020-21 academic year, 66,536 students enrolled at institutions in or adjacent to District 45.

#### Graduation

- During the 2020-21 academic year, 11,527 students graduated from institutions in or adjacent to District 45.

#### Oklahoma's Promise

- In District 45, 667 students from the 2021 high school graduating class qualified for the Oklahoma's Promise scholarship.
- Currently, 2,243 high school students in District 45 are enrolled in Oklahoma's Promise.
- Since inception in 1992, 9,455 high school students from District 45 have received the Oklahoma's Promise scholarship.
- During the 2020-21 academic year, nearly 4,000 students at public higher education institutions in or adjacent to District 45 received approximately \$13 million in scholarships from Oklahoma's Promise.

#### Concurrent Enrollment

- During the 2020-21 academic year, 3,841 students enrolled in 39,633 credit hours through concurrent courses at institutions in or adjacent to District 45.

### FY 2023 BUDGET NEED

**FY 2022 APPROPRIATION ..... \$812,819,822**

#### FY 2023 BUDGET NEED:

**1. Critical Workforce Development Initiatives ..... \$40,014,000**

A. STEM Workforce Development:	\$33,200,000
i. Engineering/STEM Workforce Needs (Phase II)	\$12,900,000
ii. Nursing Workforce Needs	\$10,000,000
iii. Physician Residency Capacity Expansion	\$10,000,000
iv. Pre-Collegiate STEM Summer Academies	\$300,000
B. Initiatives to Address the Teacher Education Shortage	\$4,514,000
C. Adult Degree Completion (Reach Higher) & Workforce Re-entry	\$2,300,000

**2. System Operations ..... \$34,300,000**

A. Campus Operational Support Needs	\$30,000,000
B. Deferred Maintenance for Campus Infrastructure (Section 13 Offset)	\$3,000,000
C. State System Shared Services, Innovations, & Online Education Resources	\$800,000
D. System Innovation, Collaboration, & Efficiency Incentive Grants	\$500,000

**3. Student Success and College Degree Completion Initiatives ... \$10,850,000**

A. Concurrent Enrollment Program	\$4,000,000
B. Student Enrollment, Retention, & Graduation Assistance	\$6,850,000
i. Need-Based Financial Aid Programs	\$4,900,000
ii. Regional University Baccalaureate Scholarship Program	\$250,000
iii. Academic Scholars Program	\$1,700,000

**FY 2023 TOTAL BUDGET NEED ..... \$897,983,822**

- **\$ Difference from FY 2022 State Appropriations**                    **\$85,164,000**
- **% Difference from FY 2022 State Appropriations**                    **10.5%**

### Oklahoma State Regents for Higher Education

405.225.9424

[www.okhighered.org](http://www.okhighered.org)

**Allison D. Garrett**  
Chancellor  
[agarrett@osrhe.edu](mailto:agarrett@osrhe.edu)

**Dr. Jarrett Jobe**  
Vice Chancellor for  
Governmental Relations  
[jjobe@osrhe.edu](mailto:jjobe@osrhe.edu)



**OKLAHOMA STATE REGENTS  
FOR HIGHER EDUCATION**

*Improving our future by degrees*

The Oklahoma State Regents for Higher Education, in compliance with Titles VI and VII of the Civil Rights Act of 1964, Executive Order 11246 as amended, Title IX of the Education Amendments of 1972, Americans with Disabilities Act of 1990 and other federal laws and regulations, do not discriminate on the basis of race, color, national origin, sex, age, religion, handicap or status as a veteran in any of its policies, practices or procedures. This includes, but is not limited to, admissions, employment, financial aid and educational services. This publication is issued by the Oklahoma State Regents for Higher Education, as authorized by 70 O.S. 2001, Section 3206. Copies have not been printed but are available through the agency website at [www.okhighered.org](http://www.okhighered.org). Two printout copies have been deposited with the Publications Clearinghouse of the Oklahoma Department of Libraries.