



HIGHER EDUCATION IMPACT



OKLAHOMA STATE REGENTS FOR HIGHER EDUCATION

Improving our future by degrees

DISTRICT 21

LANGSTON UNIVERSITY · OKLAHOMA STATE UNIVERSITY



SEN. TOM DUGGER
R-Stillwater

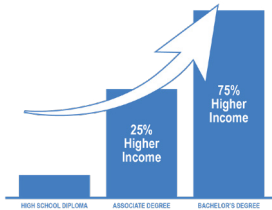
HIGHER EDUCATION IN OKLAHOMA



More than **200,000** students enrolled annually



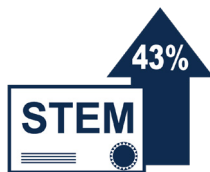
More than **37,000** degrees and certificates awarded at all levels in the last academic year




Associate and bachelor's degree holders earn a median income **25% and 75% higher**, respectively, than those with only a high school diploma.



U.S. News and World Report 2021 rankings place Oklahoma tuition and fees as **11th-lowest in the nation**.




STEM degrees and certificates conferred at state system institutions **increased 43%** over the last decade. **More than 7,450 STEM** and **6,220 healthcare** degrees and certificates were awarded at all levels in the last academic year.



Nearly 90% of Oklahoma residents who earn an undergraduate degree remain and are employed in the state one year after graduation.



For every \$1 of state appropriations invested, the state system of higher education generates **\$9.40** in economic return.



Of the top 100 critical occupations in Oklahoma (2018-2028), **66** require an associate degree or higher.



Only **26.2%** of Oklahoma citizens hold a bachelor's degree or higher. The national average is more than 33%, and of our surrounding states—including Arkansas, New Mexico, Missouri, Texas, Kansas, and Colorado—only Arkansas has fewer citizens with a bachelor's degree or higher.



Oklahoma ranks **50th in the nation** in the percent change in state fiscal support for higher education from 2010-2020, with a **37.2% decline** in public higher education appropriations per FTE.

2022 HIGHER EDUCATION IMPACT

DISTRICT 21

LANGSTON UNIVERSITY · OKLAHOMA STATE UNIVERSITY

BY THE NUMBERS

Enrollment

- During the 2020-21 academic year, 26,879 students enrolled at institutions in or adjacent to District 21.

Graduation

- During the 2020-21 academic year, 6,215 students graduated from institutions in or adjacent to District 21.

Oklahoma's Promise

- In District 21, 91 students from the 2021 high school graduating class qualified for the Oklahoma's Promise scholarship.
- Currently, 297 high school students in District 21 are enrolled in Oklahoma's Promise.
- Since inception in 1992, 1,527 high school students from District 21 have received the Oklahoma's Promise scholarship.
- During the 2020-21 academic year, over 2,300 students at public higher education institutions in or adjacent to District 21 received approximately \$11.9 million in scholarships from Oklahoma's Promise.

Concurrent Enrollment

- During the 2020-21 academic year, 542 students enrolled in 4,441 credit hours through concurrent courses at institutions in or adjacent to District 21.

FY 2023 BUDGET NEED

FY 2022 APPROPRIATION \$812,819,822

FY 2023 BUDGET NEED:

1. Critical Workforce Development Initiatives \$40,014,000

| | |
|--|--------------|
| A. STEM Workforce Development: | \$33,200,000 |
| i. Engineering/STEM Workforce Needs (Phase II) | \$12,900,000 |
| ii. Nursing Workforce Needs | \$10,000,000 |
| iii. Physician Residency Capacity Expansion | \$10,000,000 |
| iv. Pre-Collegiate STEM Summer Academies | \$300,000 |
| B. Initiatives to Address the Teacher Education Shortage | \$4,514,000 |
| C. Adult Degree Completion (Reach Higher) & Workforce Re-entry | \$2,300,000 |

2. System Operations \$34,300,000

| | |
|--|--------------|
| A. Campus Operational Support Needs | \$30,000,000 |
| B. Deferred Maintenance for Campus Infrastructure (Section 13 Offset) | \$3,000,000 |
| C. State System Shared Services, Innovations, & Online Education Resources | \$800,000 |
| D. System Innovation, Collaboration, & Efficiency Incentive Grants | \$500,000 |

3. Student Success and College Degree Completion Initiatives ... \$10,850,000

| | |
|---|-------------|
| A. Concurrent Enrollment Program | \$4,000,000 |
| B. Student Enrollment, Retention, & Graduation Assistance | \$6,850,000 |
| i. Need-Based Financial Aid Programs | \$4,900,000 |
| ii. Regional University Baccalaureate Scholarship Program | \$250,000 |
| iii. Academic Scholars Program | \$1,700,000 |

FY 2023 TOTAL BUDGET NEED \$897,983,822

- **\$ Difference from FY 2022 State Appropriations** **\$85,164,000**
- **% Difference from FY 2022 State Appropriations** **10.5%**

Oklahoma State Regents for Higher Education

405.225.9424

www.okhighered.org

Allison D. Garrett

Chancellor

agarrett@osrhe.edu

Dr. Jarrett Jobe

Vice Chancellor for

Governmental Relations

jjobe@osrhe.edu



**OKLAHOMA STATE REGENTS
FOR HIGHER EDUCATION**

Improving our future by degrees