



# HIGHER EDUCATION IMPACT



OKLAHOMA STATE REGENTS FOR HIGHER EDUCATION

*Improving our future by degrees*

## DISTRICT 47

OKLAHOMA CITY COMMUNITY COLLEGE · REDLANDS COMMUNITY COLLEGE · UNIVERSITY OF SCIENCE AND ARTS OF OKLAHOMA



**REP. BRIAN HILL**  
R-Mustang

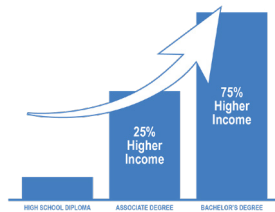
### HIGHER EDUCATION IN OKLAHOMA



**More than 200,000** students enrolled annually



**More than 37,000** degrees and certificates awarded at all levels in the last academic year




Associate and bachelor's degree holders earn a median income **25% and 75% higher**, respectively, than those with only a high school diploma.



*U.S. News and World Report* 2021 rankings place Oklahoma tuition and fees as **11<sup>th</sup>-lowest in the nation**.




STEM degrees and certificates conferred at state system institutions **increased 43%** over the last decade. **More than 7,450 STEM** and **6,220 healthcare** degrees and certificates were awarded at all levels in the last academic year.



**Nearly 90%** of Oklahoma residents who earn an undergraduate degree remain and are employed in the state one year after graduation.



For every \$1 of state appropriations invested, the state system of higher education generates **\$9.40** in economic return.



Of the top 100 critical occupations in Oklahoma (2018-2028), **66** require an associate degree or higher.



Only **26.2%** of Oklahoma citizens hold a bachelor's degree or higher. The national average is more than 33%, and of our surrounding states—including Arkansas, New Mexico, Missouri, Texas, Kansas, and Colorado—only Arkansas has fewer citizens with a bachelor's degree or higher.



Oklahoma ranks **50<sup>th</sup> in the nation** in the percent change in state fiscal support for higher education from 2010-2020, with a **37.2% decline** in public higher education appropriations per FTE.

# 2022 HIGHER EDUCATION IMPACT

## DISTRICT 47

OKLAHOMA CITY COMMUNITY COLLEGE · REDLANDS COMMUNITY COLLEGE · UNIVERSITY OF SCIENCE AND ARTS OF OKLAHOMA

### BY THE NUMBERS

#### Enrollment

- During the 2020-21 academic year, 20,286 students enrolled at institutions in or adjacent to District 47.

#### Graduation

- During the 2020-21 academic year, 2,319 students graduated from institutions in or adjacent to District 47.

#### Oklahoma's Promise

- In District 47, 78 students from the 2021 high school graduating class qualified for the Oklahoma's Promise scholarship.
- Currently, 325 high school students in District 47 are enrolled in Oklahoma's Promise.
- Since inception in 1992, 1,226 high school students from District 47 have received the Oklahoma's Promise scholarship.
- During the 2020-21 academic year, over 1,300 students at public higher education institutions in or adjacent to District 47 received approximately \$2.5 million in scholarships from Oklahoma's Promise.

#### Concurrent Enrollment

- During the 2020-21 academic year, 2,994 students enrolled in 31,395 credit hours through concurrent courses at institutions in or adjacent to District 47.

### FY 2023 BUDGET NEED

**FY 2022 APPROPRIATION ..... \$812,819,822**

#### FY 2023 BUDGET NEED:

<b>1. Critical Workforce Development Initiatives .....</b>	<b>\$40,014,000</b>
A. STEM Workforce Development:	\$33,200,000
i. Engineering/STEM Workforce Needs (Phase II)	\$12,900,000
ii. Nursing Workforce Needs	\$10,000,000
iii. Physician Residency Capacity Expansion	\$10,000,000
iv. Pre-Collegiate STEM Summer Academies	\$300,000
B. Initiatives to Address the Teacher Education Shortage	\$4,514,000
C. Adult Degree Completion (Reach Higher) & Workforce Re-entry	\$2,300,000
<b>2. System Operations .....</b>	<b>\$34,300,000</b>
A. Campus Operational Support Needs	\$30,000,000
B. Deferred Maintenance for Campus Infrastructure (Section 13 Offset)	\$3,000,000
C. State System Shared Services, Innovations, & Online Education Resources	\$800,000
D. System Innovation, Collaboration, & Efficiency Incentive Grants	\$500,000
<b>3. Student Success and College Degree Completion Initiatives ...</b>	<b>\$10,850,000</b>
A. Concurrent Enrollment Program	\$4,000,000
B. Student Enrollment, Retention, & Graduation Assistance	\$6,850,000
i. Need-Based Financial Aid Programs	\$4,900,000
ii. Regional University Baccalaureate Scholarship Program	\$250,000
iii. Academic Scholars Program	\$1,700,000

**FY 2023 TOTAL BUDGET NEED ..... \$897,983,822**

- **\$ Difference from FY 2022 State Appropriations**                   **\$85,164,000**
- **% Difference from FY 2022 State Appropriations**                   **10.5%**

### Oklahoma State Regents for Higher Education

405.225.9424

[www.okhighered.org](http://www.okhighered.org)

**Allison D. Garrett**

Chancellor

[agarrett@osrhe.edu](mailto:agarrett@osrhe.edu)

**Dr. Jarrett Jobe**

Vice Chancellor for

Governmental Relations

[jjobe@osrhe.edu](mailto:jjobe@osrhe.edu)



**OKLAHOMA STATE REGENTS  
FOR HIGHER EDUCATION**

*Improving our future by degrees*