



# HIGHER EDUCATION IMPACT



OKLAHOMA STATE REGENTS FOR HIGHER EDUCATION

*Improving our future by degrees*

## DISTRICT 20

EAST CENTRAL UNIVERSITY · UNIVERSITY OF OKLAHOMA · UNIVERSITY OF SCIENCE AND ARTS OF OKLAHOMA



**REP. SHERRIE CONLEY**  
R-Newcastle

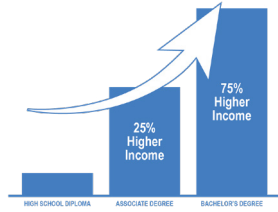
### HIGHER EDUCATION IN OKLAHOMA



**More than 200,000** students enrolled annually



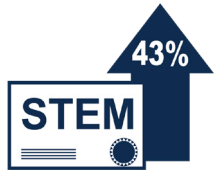
**More than 37,000** degrees and certificates awarded at all levels in the last academic year




Associate and bachelor's degree holders earn a median income **25% and 75% higher**, respectively, than those with only a high school diploma.



*U.S. News and World Report 2021* rankings place Oklahoma tuition and fees as **11<sup>th</sup>-lowest in the nation**.




STEM degrees and certificates conferred at state system institutions **increased 43%** over the last decade. **More than 7,450 STEM** and **6,220 healthcare** degrees and certificates were awarded at all levels in the last academic year.



**Nearly 90%** of Oklahoma residents who earn an undergraduate degree remain and are employed in the state one year after graduation.



For every \$1 of state appropriations invested, the state system of higher education generates **\$9.40** in economic return.



Of the top 100 critical occupations in Oklahoma (2018-2028), **66** require an associate degree or higher.



Only **26.2%** of Oklahoma citizens hold a bachelor's degree or higher. The national average is more than 33%, and of our surrounding states—including Arkansas, New Mexico, Missouri, Texas, Kansas, and Colorado—only Arkansas has fewer citizens with a bachelor's degree or higher.



Oklahoma ranks **50<sup>th</sup> in the nation** in the percent change in state fiscal support for higher education from 2010-2020, with a **37.2% decline** in public higher education appropriations per FTE.

